

CLEAR MAPLE PLYWOOD INTERIORS

POPLAR AND MAPLE SOLID WOOD PANEL AND DOOR FRAMES AND MOLDINGS

MAPLE PLYWOOD AND MOISTURE RESISTANT MEDIUM DENSITY FIBERBOARD (MEDEX) EXTERIORS

PAINTED EXTERIORS. COLOR T.B.D. BY DESIGNER'S SPECS OR SAMPLE

CLEAR COATED POLYURETHANE INTERIORS

BLUM CLIP TOP INSET BLIND CORNER HINGES 79T9590B

BLUM TUNDEM PLUS BLUMOTION UNDERMOUNTED DRAWER SLIDES 562H4570B

PLEASE NOTE THAT HADLES AND/OR PULLS MUST BE SUPPLIED PRIOR TO FABRICATION TO ASSURE PROPER FIT AND INSTALLATION.

1. 06/21/2009 FOR APPROVAL

2. 07/22/2009 FOR FABRICATION

3.

4.

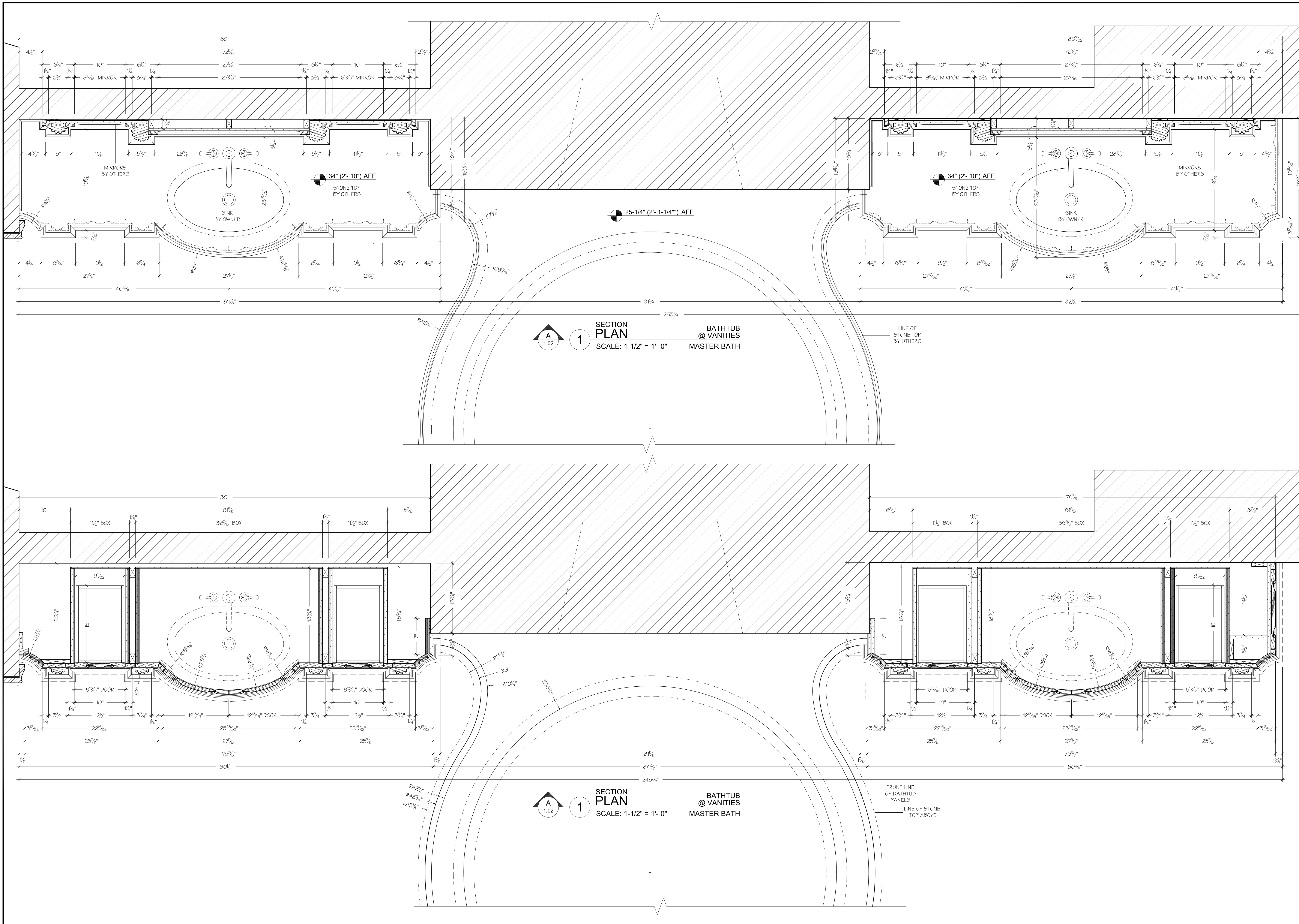
Drawn By

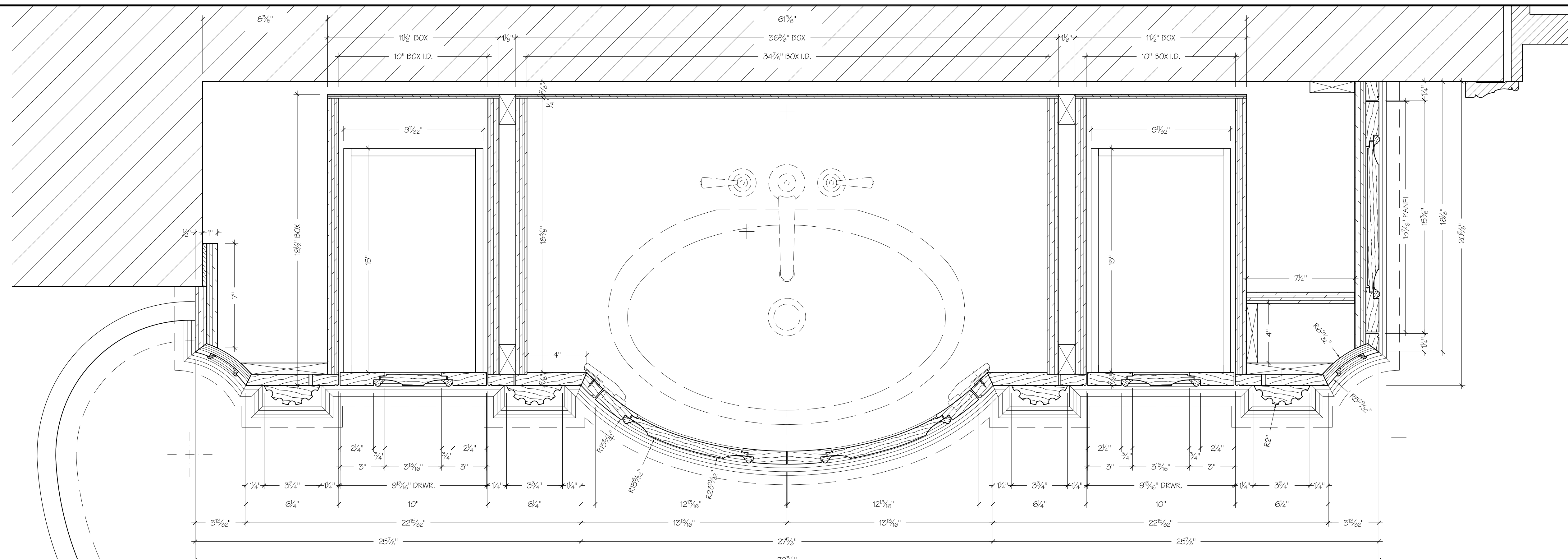
Date 06/21/2009

Job Number 051909-27

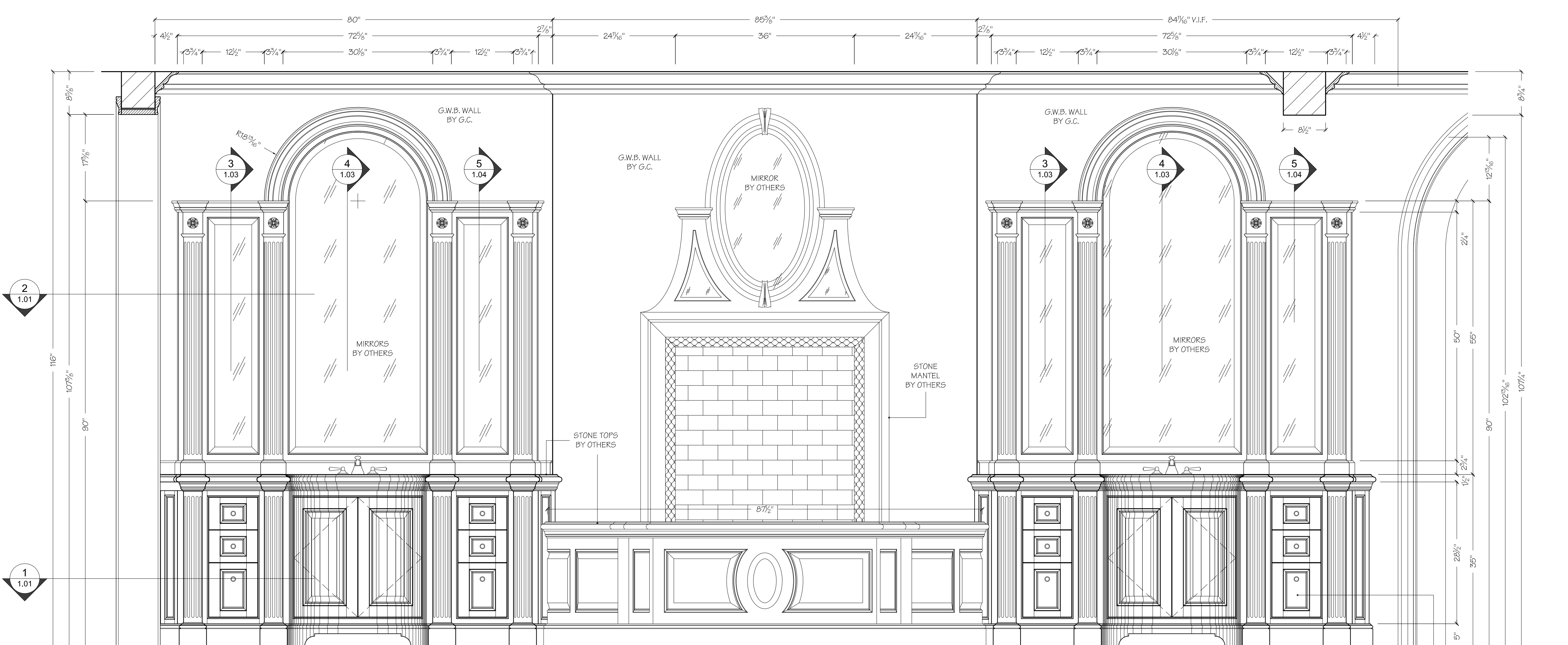
Scale AS NOTED

Page 1.01





6 DETAILS
VANITY
 SCALE: 3" = 1'-0"
MASTER BATH



A ELEVATION
BATHTUB & VANITIES
 SCALE: 1" = 1'-0"
MASTER BATH

DRAWER FRONTS CAN NOT ACCEPT RAISED PANELS DUE TO LIMITED WIDTH

JOB NAME	
RESIDENCE	
ALPINE, NJ 07620	
TITLE	
MASTER BATH	
MATERIALS	
CLEAR MAPLE PLYWOOD INTERIORS	
POPLAR AND MAPLE SOLID WOOD PANEL AND DOOR FRAMES AND MOLDINGS	
MAPLE PLYWOOD AND MOISTURE RESISTANT MEDIUM DENSITY FIBERBOARD (MEDEX) EXTERIORS	
FINISHES	
PAINTED EXTERIORS. COLOR T.B.D. BY DESIGNER'S SPECS OR SAMPLE	
CLEAR COATED POLYURETHANE INTERIORS	
HARDWARE	
BLUM CLIP TOP INSET BLIND CORNER HINGES 79T9590B	
BLUM TUNDEM PLUS BLUMOTION UNDERMOUNTED DRAWER SLIDES 562H4570B	
SPECIAL NOTES	
PLEASE NOTE THAT HADLES AND/OR PULLS MUST BE SUPPLIED PRIOR TO FABRICATION TO ASSURE PROPER FIT AND INSTALLATION.	
SUBMITTALS	
1.	06/21/2009 FOR APPROVAL
2.	07/22/2009 FOR FABRICATION
3.	
4.	
DESIGNER	
CONTRACTOR	
ENGINEERING	
FILE	
Drawn By	
Date	06/21/2009
Job Number	051909-27
Scale	AS NOTED
Page	1.02

JOB NAME

RESIDENCE

ALPINE, NJ 07620

TITLE

MASTER BATH

MATERIALS

CLEAR MAPLE PLYWOOD INTERIORS

POPLAR AND MAPLE SOLID WOOD PANEL AND DOOR FRAMES AND MOLDINGS

MAPLE PLYWOOD AND MOISTURE RESISTANT MEDIUM DENSITY FIBERBOARD (MEDEX) EXTERIORS

FINISHES

PAINTED EXTERIORS. COLOR T.B.D. BY DESIGNER'S SPECS OR SAMPLE

CLEAR COATED POLYURETHANE INTERIORS

HARDWARE

BLUM CLIP TOP INSET BLIND CORNER HINGES 79T9590B

BLUM TUNDEM PLUS BLUMOTION UNDERMOUNTED DRAWER SLIDES 562H4570B

SPECIAL NOTES

PLEASE NOTE THAT HANDLES AND/OR PULLS MUST BE SUPPLIED PRIOR TO FABRICATION TO ASSURE PROPER FIT AND INSTALLATION.

SUBMITTALS

1. 06/21/2009 FOR APPROVAL

2. 07/22/2009 FOR FABRICATION

3

4.

DESIGNER

CONTRACTOR

ENGINEERING

FILE

Drawn By

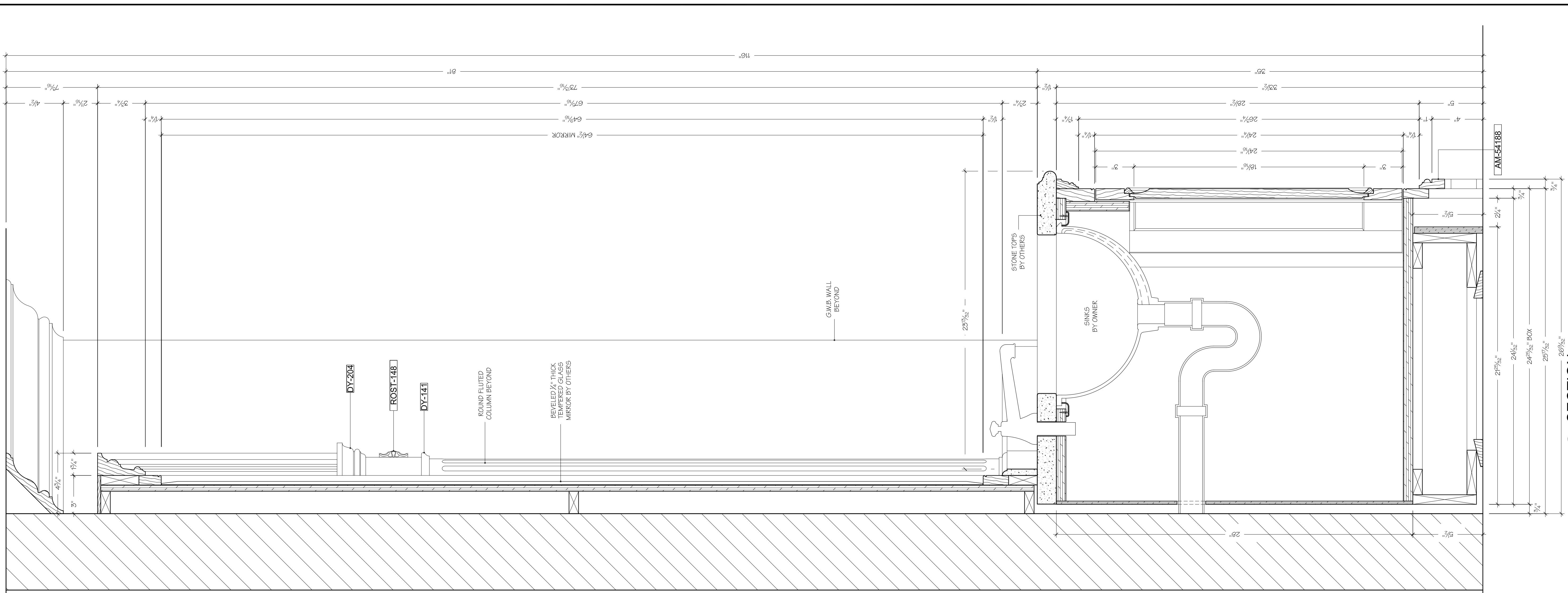
Date 06/21/2009

Job Number 051909-27

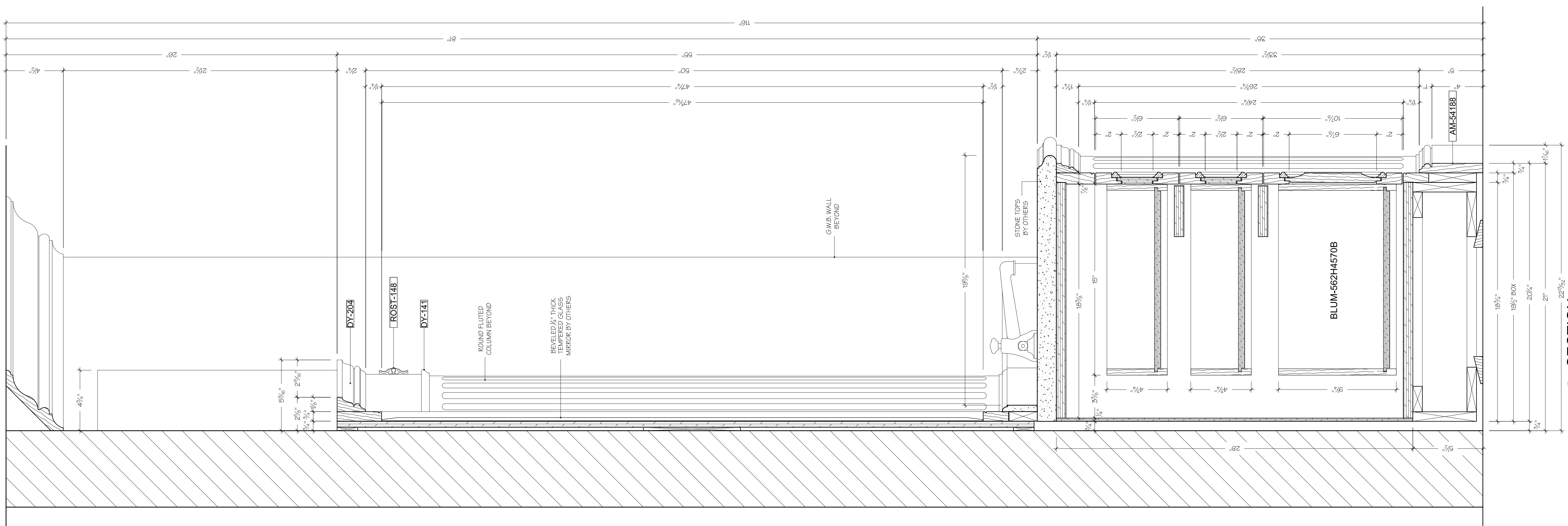
Scale AS NOTED

Page 1.03

4 SECTION SINK CABINET MASTER BATH SCALE: 3" = 1'-0"



3 SECTION DRAWER CABINET MASTER BATH SCALE: 3" = 1'-0"



JOB NAME

RESIDENCE

ALPINE, NJ 07620

TITLE

MASTER BATH

MATERIALS

CLEAR MAPLE PLYWOOD INTERIORS

POPLAR AND MAPLE SOLID WOOD PANEL AND DOOR FRAMES AND MOLDINGS

MAPLE PLYWOOD AND MOISTURE RESISTANT MEDIUM DENSITY FIBERBOARD (MEDEX) EXTERIORS

FINISHES

PAINTED EXTERIORS. COLOR T.B.D. BY DESIGNER'S SPECS OR SAMPLE

CLEAR COATED POLYURETHANE INTERIORS

HARDWARE

BLUM CLIP TOP INSET BLIND CORNER HINGES 79T9590B

BLUM TUNDEM PLUS BLUMOTION UNDERMOUNTED DRAWER SLIDES 562H4570B

SPECIAL NOTES

PLEASE NOTE THAT HADLES AND/OR PULLS MUST BE SUPPLIED PRIOR TO FABRICATION TO ASSURE PROPER FIT AND INSTALLATION.

SUBMITTALS

- 06/21/2009 FOR APPROVAL
- 07/22/2009 FOR FABRICATION
-
-

DESIGNER

CONTRACTOR

ENGINEERING

FILE

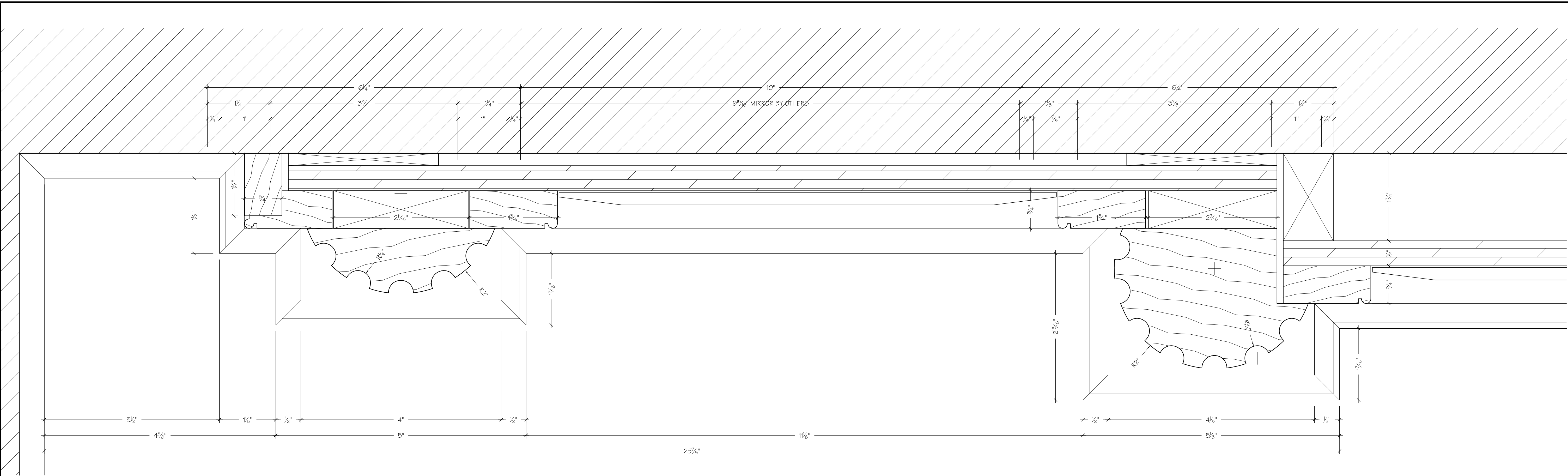
Drawn By

Date 06/21/2009

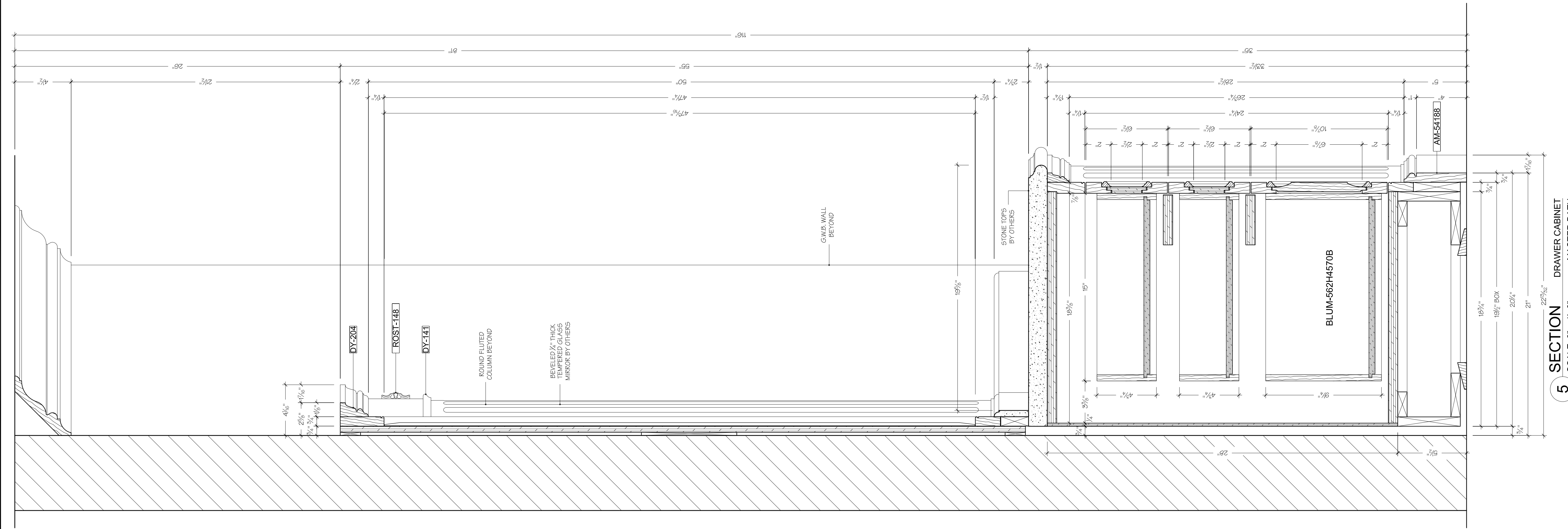
Job Number 051909-27

Scale AS NOTED

Page 1.04

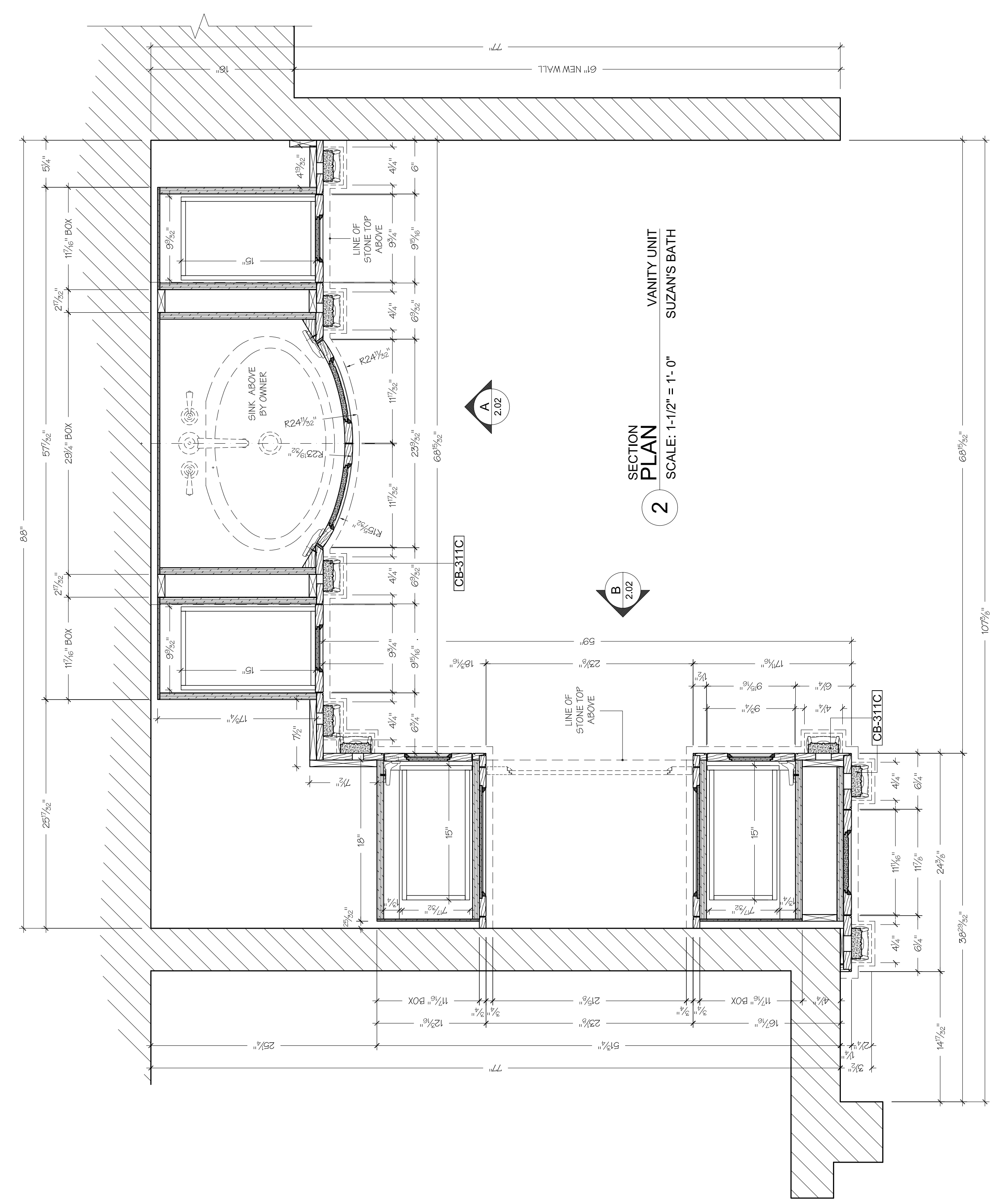
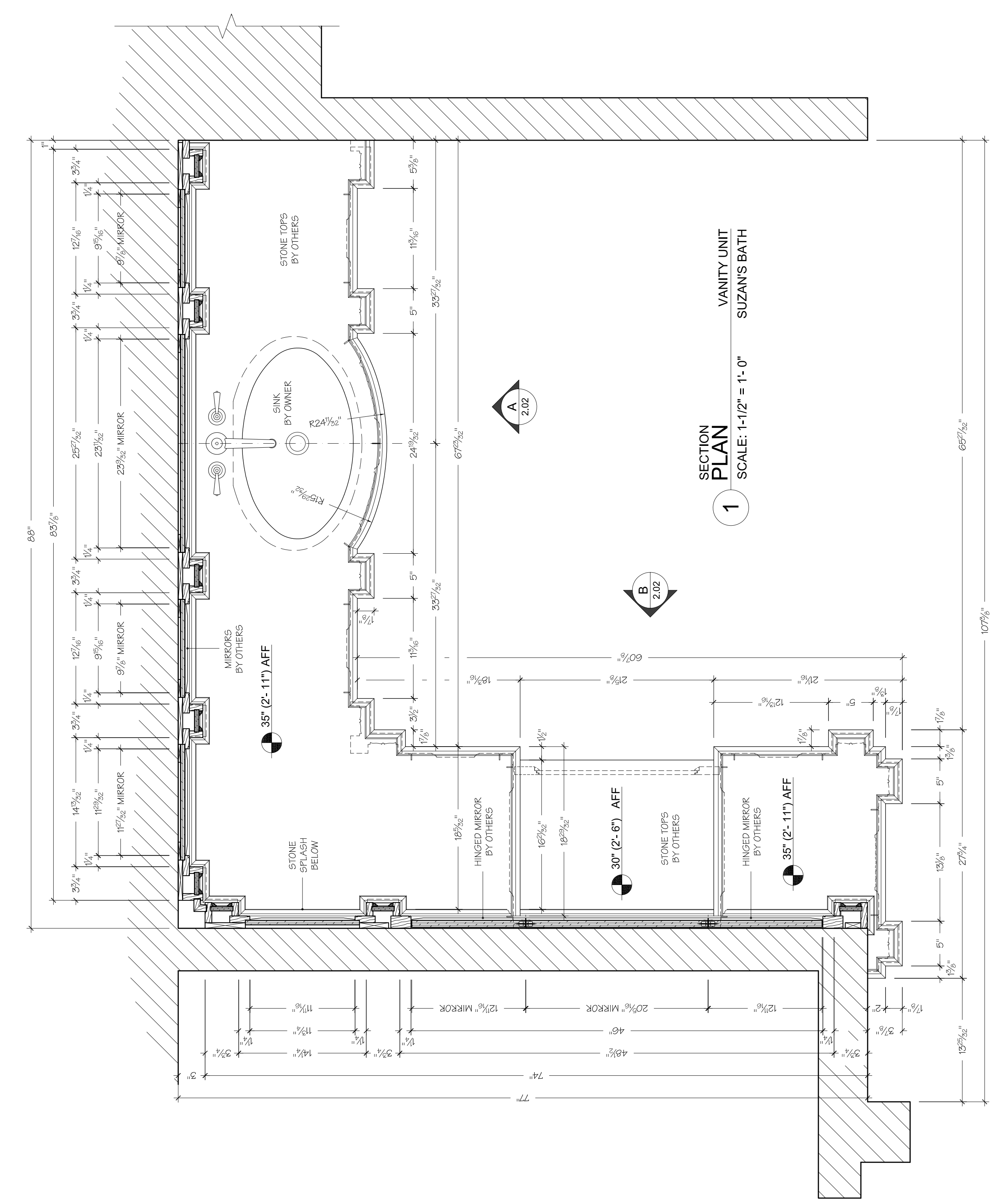


7 DETAILS
SCALE: FULL
MIRROR FRAME
MASTER BATH



5 SECTION
SCALE: 3\"/>

- 07/17/2009 FOR APPROVAL
-
-
-



JOB NAME

RESIDENCE

ALPINE, NJ 07620

TITLE

SUSAN'S BATH

MATERIALS

MAPLE PLYWOOD INTERIORS

POPLAR AND MAPLE SOLID WOOD PANEL AND DOOR FRAMES AND MOLDINGS

MAPLE PLYWOOD AND MOISTURE RESISTANT MEDIUM DENSITY FIBERBOARD (MEDEX) EXTERIORS

FINISHES

PAINTED EXTERIORS. COLOR T.B.D. BY DESIGNER'S SPECS OR SAMPLE

INTERIOR FINISHES T.B.D.

HARDWARE

BLUM CLIP TOP INSET BLIND CORNER HINGES 79T9590B

BLUM TUNDEM PLUS BLUMOTION UNDERMOUNTED DRAWER SLIDES 562H4570B

SPECIAL NOTES

PLEASE NOTE THAT HADLES AND/OR PULLS MUST BE SUPPLIED PRIOR TO FABRICATION TO ASSURE PROPER FIT AND INSTALLATION.

SUBMITTALS

1. 07/17/2009 FOR APPROVAL

2.

3.

4.

DESIGNER

CONTRACTOR

ENGINEERING

FILE

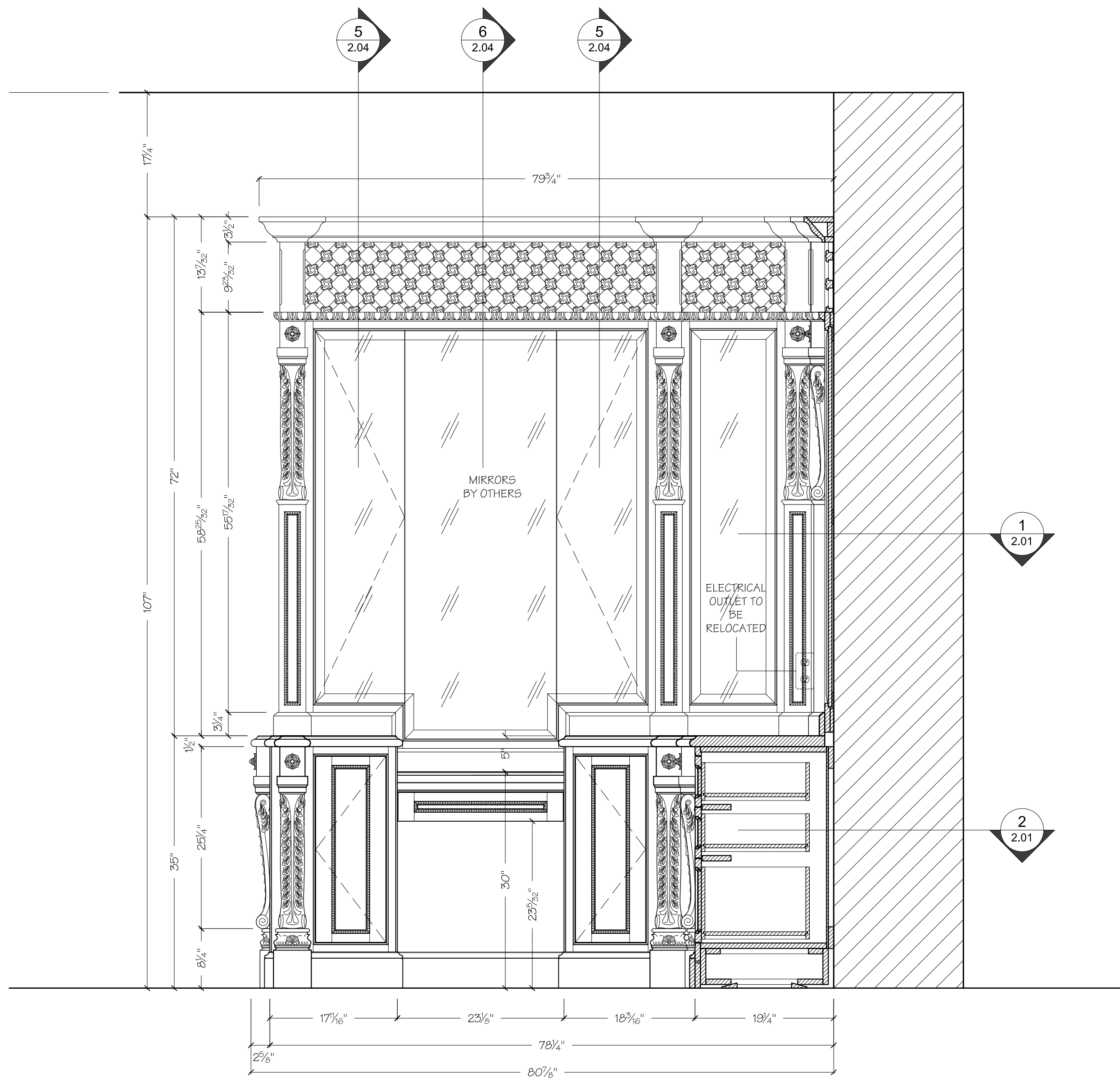
Drawn By

Date 07/17/2009

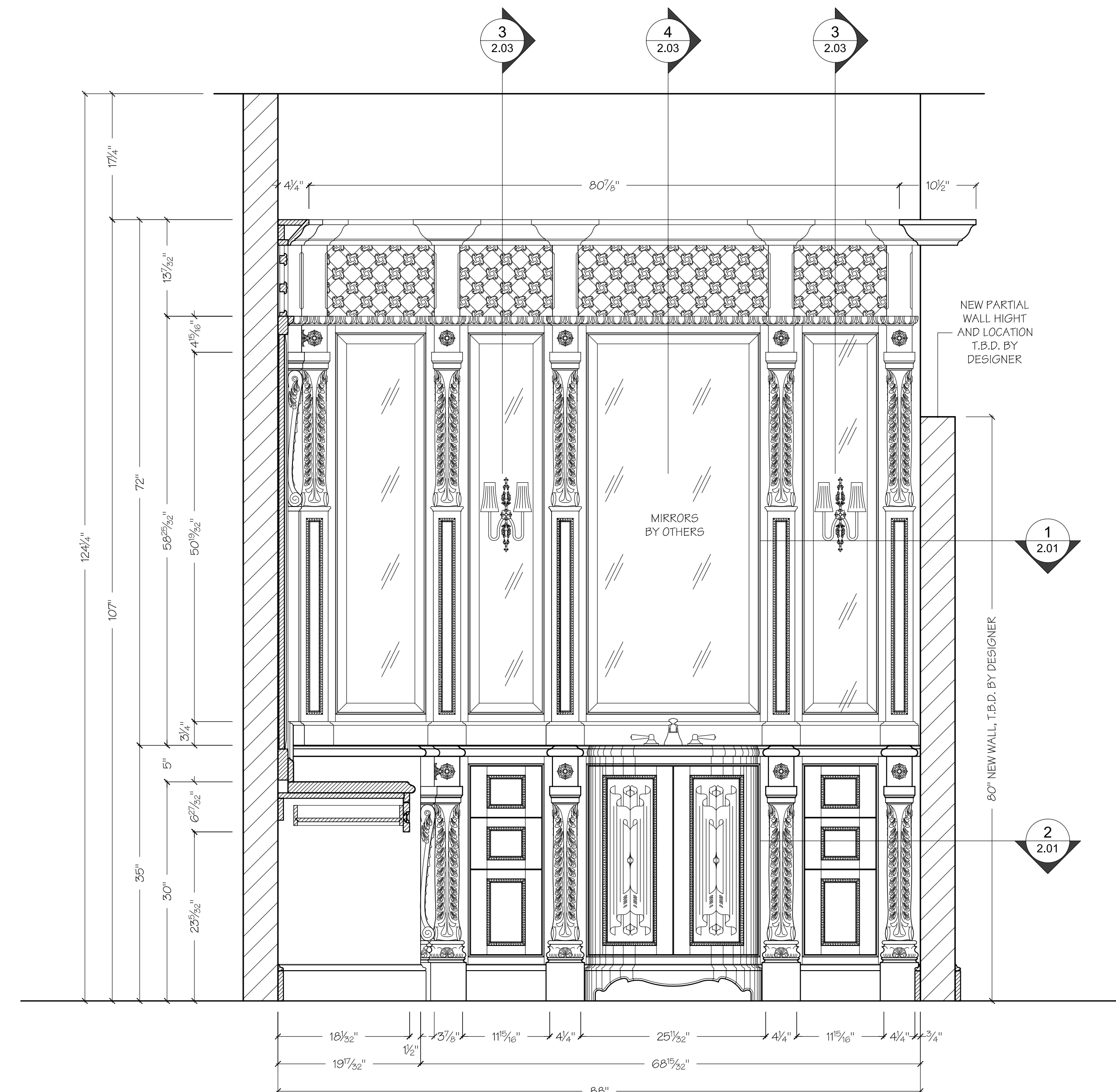
Job Number 051909-27

Scale AS NOTED

Page 2.02



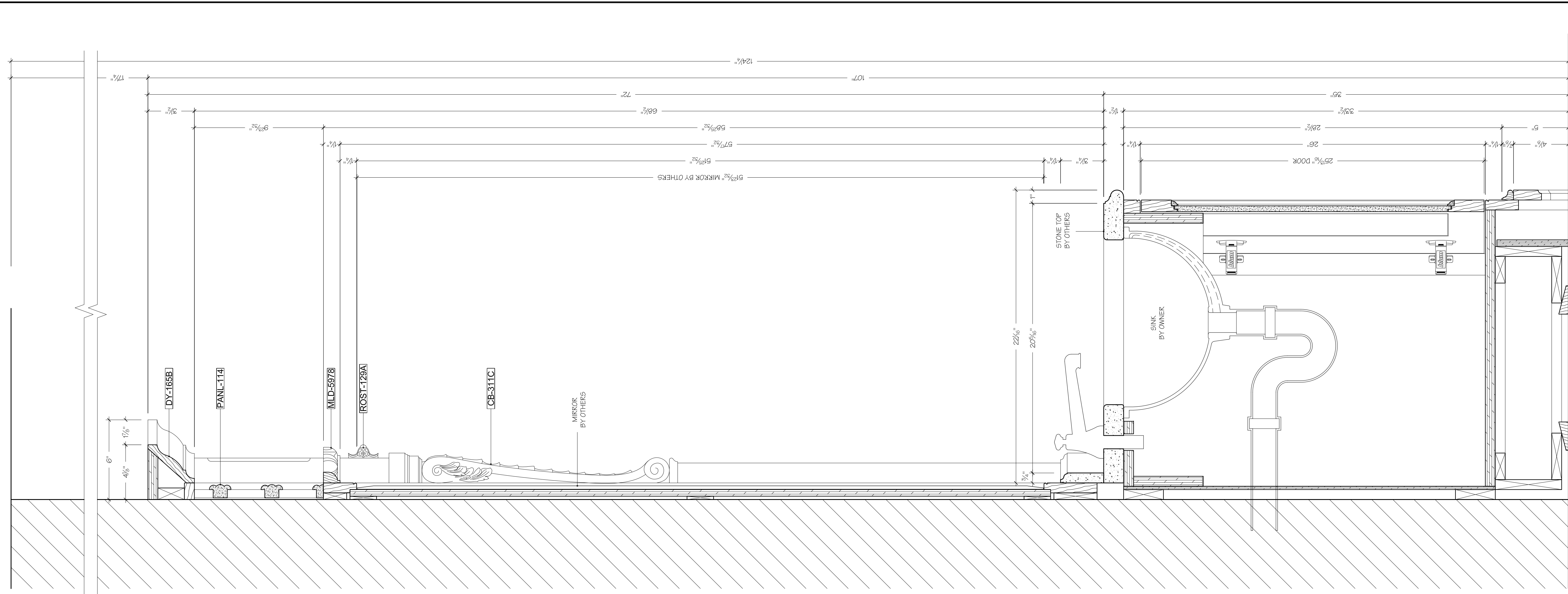
B ELEVATION
 SCALE: 1" = 1'-0"
 VANITY UNIT
 SUZAN'S BATH



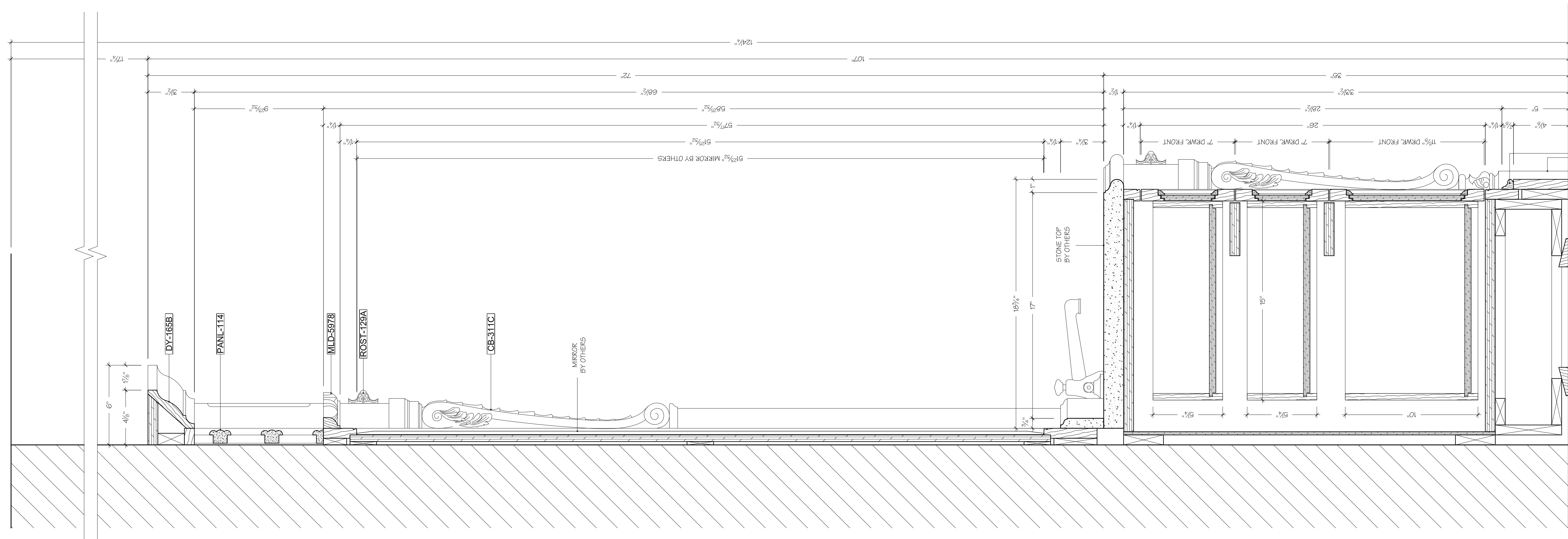
A ELEVATION
 SCALE: 1" = 1'-0"
 VANITY UNIT
 SUZAN'S BATH

PAINTGRADE

PLEASE NOTE: ALL DECORATIVE ELEMENTS SHOWN IN THESE DRAWINGS (PEARLWORKS AND WHITE RIVER) ARE DRAWN ACCORDING TO MANUFACTURER'S SPECS AND DIMENSINS MAY VARY AND BE DIFFERENT FROM THOSE REFLECTED HERE. ALL PARTS MUST BE SUPPLIED PRIOR TO MANUFACTURING FOR VERIFICATION AND CONSTRUCTION PURPOSES.

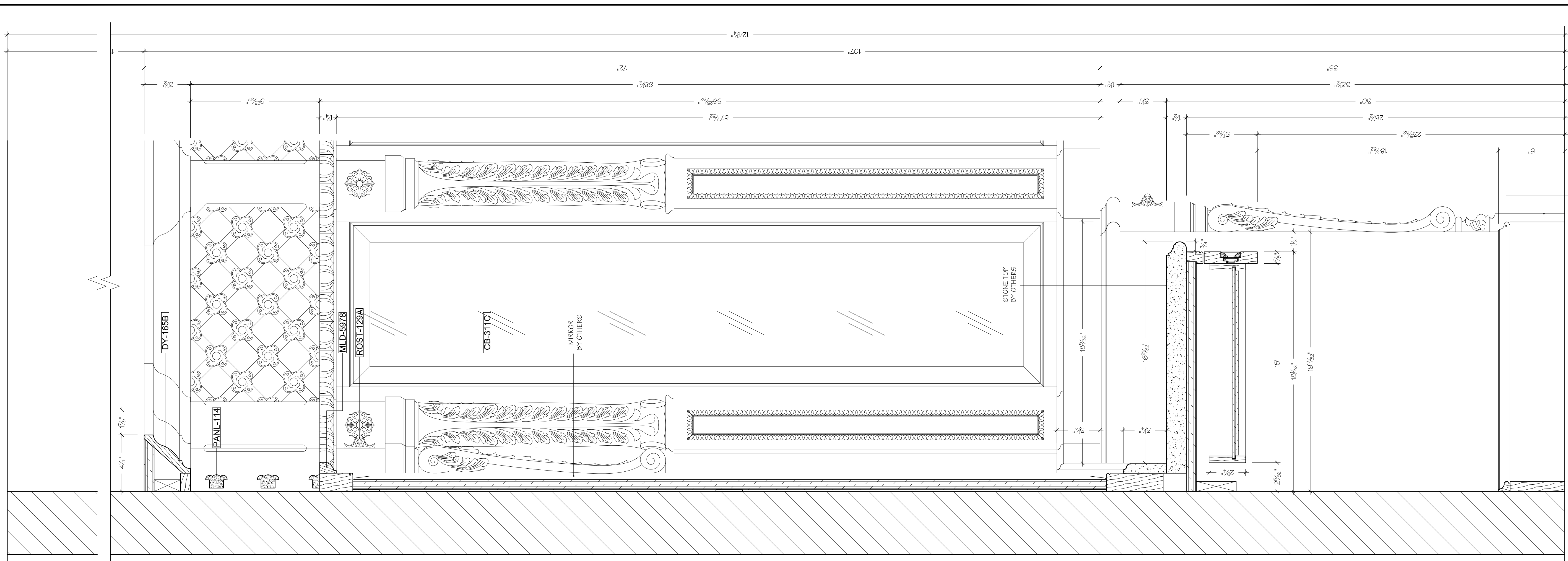


4 SECTION
VANITY CABINET
SUZAN'S BATH
SCALE: 3" = 1'-0"

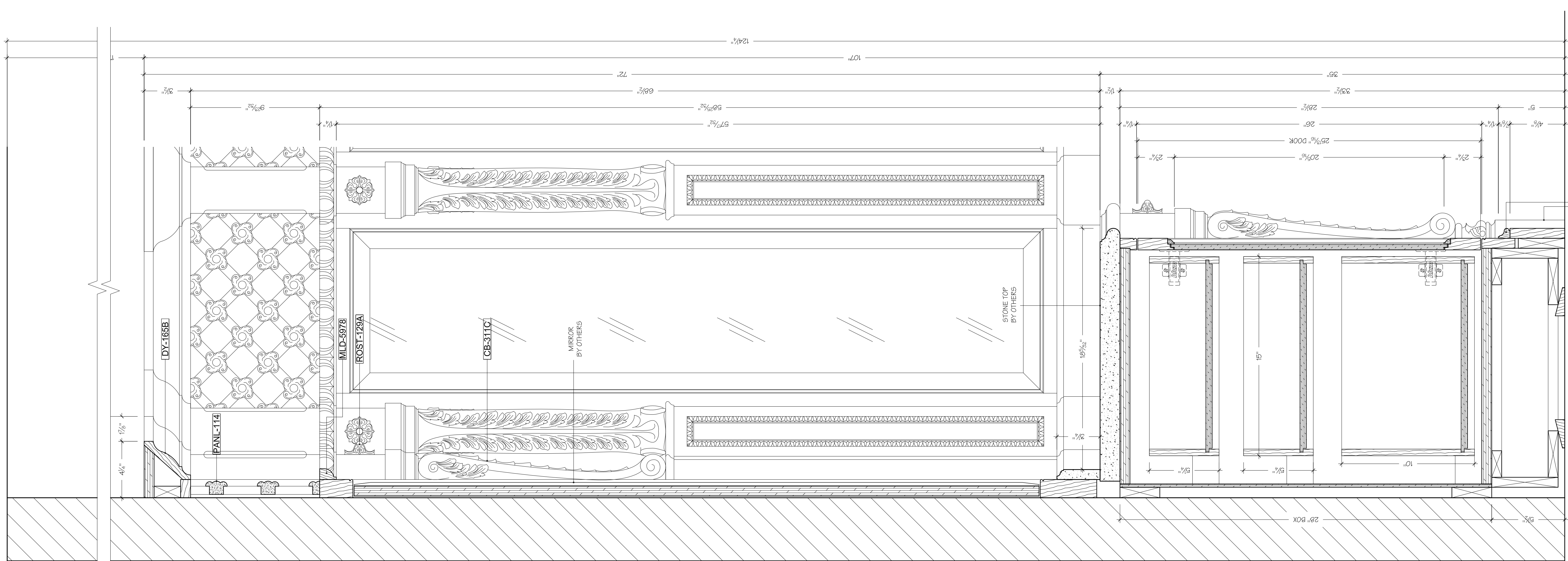


3 SECTION
DRAWER CABINET
SUZAN'S BATH
SCALE: 3" = 1'-0"

JOB NAME	
RESIDENCE	
ALPINE, NJ 07620	
TITLE	
SUZAN'S BATH	
MATERIALS	
MAPLE PLYWOOD INTERIORS	
POPLAR AND MAPLE SOLID WOOD PANEL AND DOOR FRAMES AND MOLDINGS	
MAPLE PLYWOOD AND MOISTURE RESISTANT MEDIUM DENSITY FIBERBOARD (MEDEX) EXTERIORS	
FINISHES	
PAINTED EXTERIORS. COLOR T.B.D. BY DESIGNER'S SPECS OR SAMPLE	
INTERIOR FINISHES T.B.D.	
HARDWARE	
BLUM CLIP TOP INSET BLIND CORNER HINGES 79T9590B	
BLUM TUNDEM PLUS BLUMOTION UNDERMOUNTED DRAWER SLIDES 562H4570B	
SPECIAL NOTES	
PLEASE NOTE THAT HADLES AND/OR PULLS MUST BE SUPPLIED PRIOR TO FABRICATION TO ASSURE PROPER FIT AND INSTALLATION.	
SUBMITTALS	
1.	07/17/2009 FOR APPROVAL
2.	
3.	
4.	
DESIGNER	
CONTRACTOR	
ENGINEERING	
FILE	
Drawn By	
Date	07/17/2009
Job Number	051909-27
Scale	AS NOTED
Page	2.03



5 SECTION MAKE-UP CABINET
SUZAN'S BATH
SCALE: 3" = 1'-0"



5 SECTION PULLOUTS
SUZAN'S BATH
SCALE: 3" = 1'-0"

JOB NAME	
RESIDENCE	
ALPINE, NJ 07620	
TITLE	
SUZAN'S BATH	
MATERIALS	
MAPLE PLYWOOD INTERIORS	
POPLAR AND MAPLE SOLID WOOD PANEL AND DOOR FRAMES AND MOLDINGS	
MAPLE PLYWOOD AND MOISTURE RESISTANT MEDIUM DENSITY FIBERBOARD (MEDEX) EXTERIORS	
FINISHES	
PAINTED EXTERIORS. COLOR T.B.D. BY DESIGNER'S SPECS OR SAMPLE	
INTERIOR FINISHES T.B.D.	
HARDWARE	
BLUM CLIP TOP INSET BLIND CORNER HINGES 79T9590B	
BLUM TUNDEM PLUS BLUMOTION UNDERMOUNTED DRAWER SLIDES 562H4570B	
SPECIAL NOTES	
PLEASE NOTE THAT HADLES AND/OR PULLS MUST BE SUPPLIED PRIOR TO FABRICATION TO ASSURE PROPER FIT AND INSTALLATION.	
SUBMITTALS	
1.	07/17/2009 FOR APPROVAL
2.	
3.	
4.	
DESIGNER	
CONTRACTOR	
ENGINEERING	
FILE	
Drawn By	
Date	07/17/2009
Job Number	051909-27
Scale	AS NOTED
Page	2.04

MAHOGANY PLYWOOD INTERIORS

SAPELE MAKORE VENEER AND WOOD EXTERIORS

1/4" BEVELED MIRROR BY OTHERS

FINISHES T.B.D. PER DESIGNERS SPECS OR SAMPLES

BLUM INSET FULL-CRANKED HINGE
INSERTA 7511790B

BLUM BLIND CORNER CONCEALED HINGE
INSERTA 79T9590B

BLUMOTION TUNDEM PLUS UNDERMOUNTED
DRAWER SLIDE RUNNERS 562H4570B

PLEASE NOTE THAT HANDLES AND/OR
PULLS MUST BE SELECTED PRIOR TO
FABRICATION TO ASSURE PROPER FIT
AND INSTALLATION.

1. 06/15/2009 FOR APPROVAL

2.

3.

4.

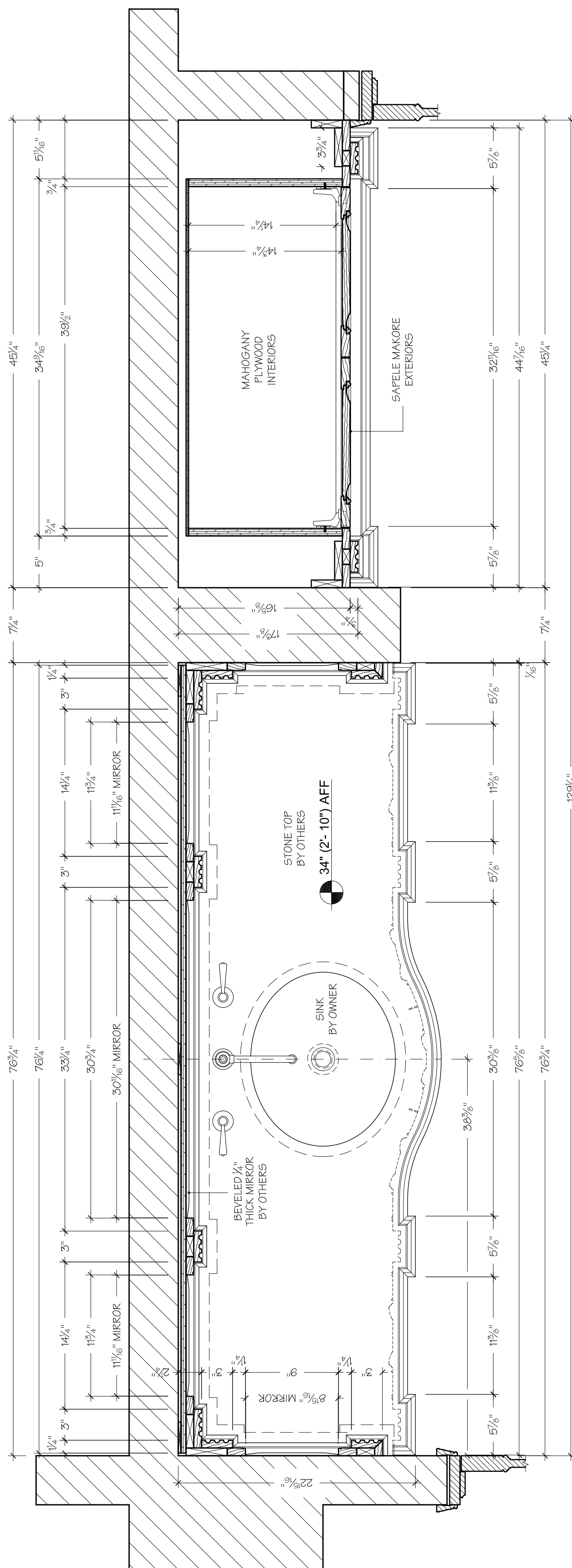
Drawn By

Date 06/15/2009

Job Number 051909-27

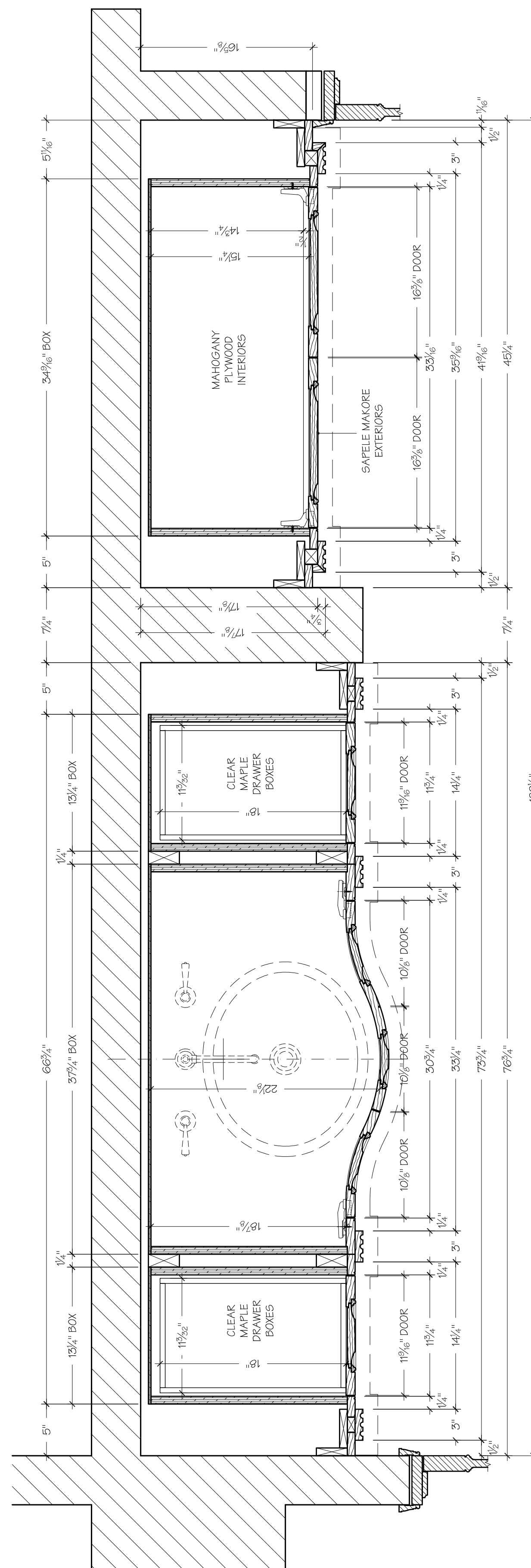
Scale AS NOTED

Page 3.01



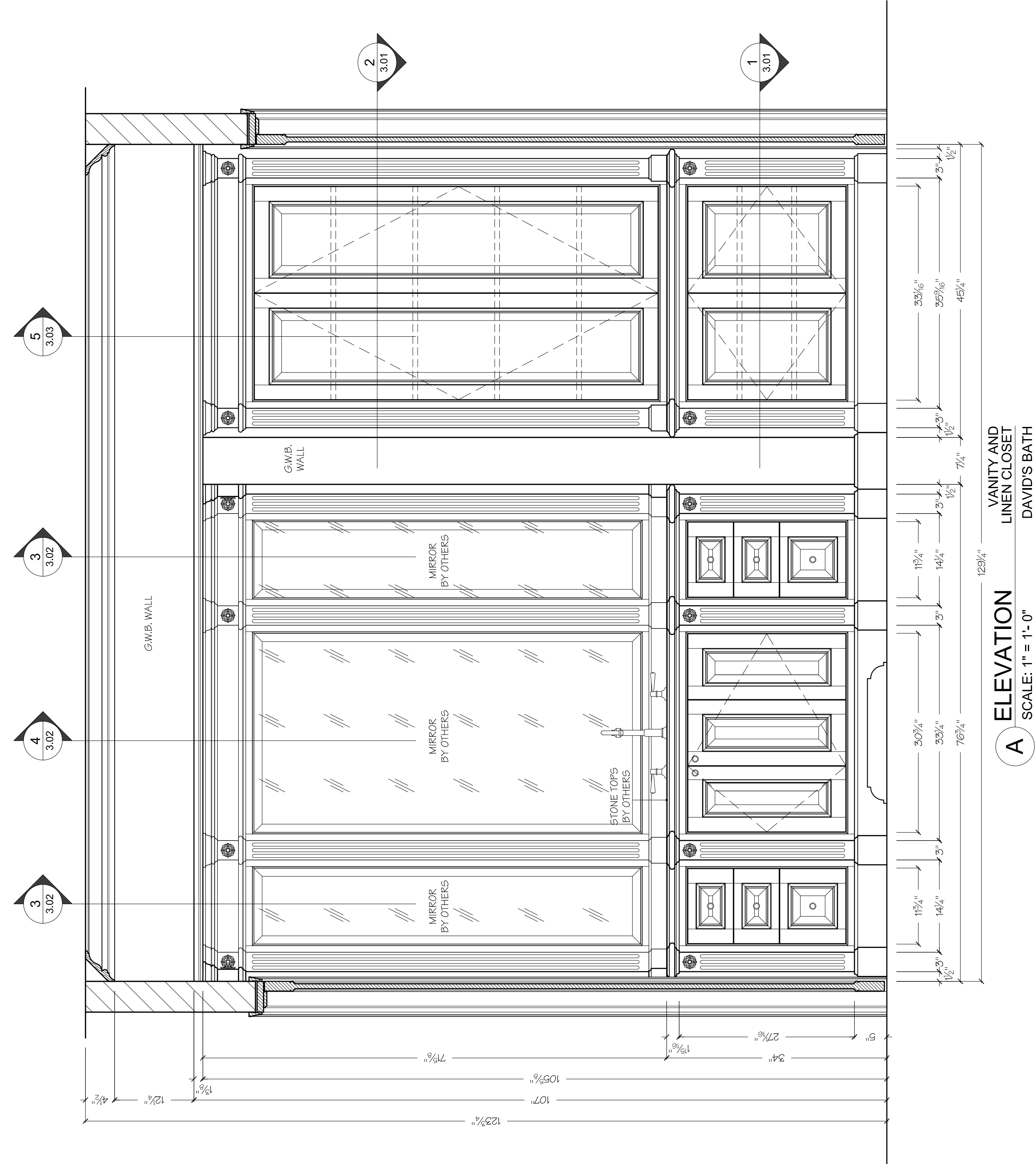
SECTION PLAN 2 VANITY AND LINEN CLOSET DAVID'S BATH

A 3.01



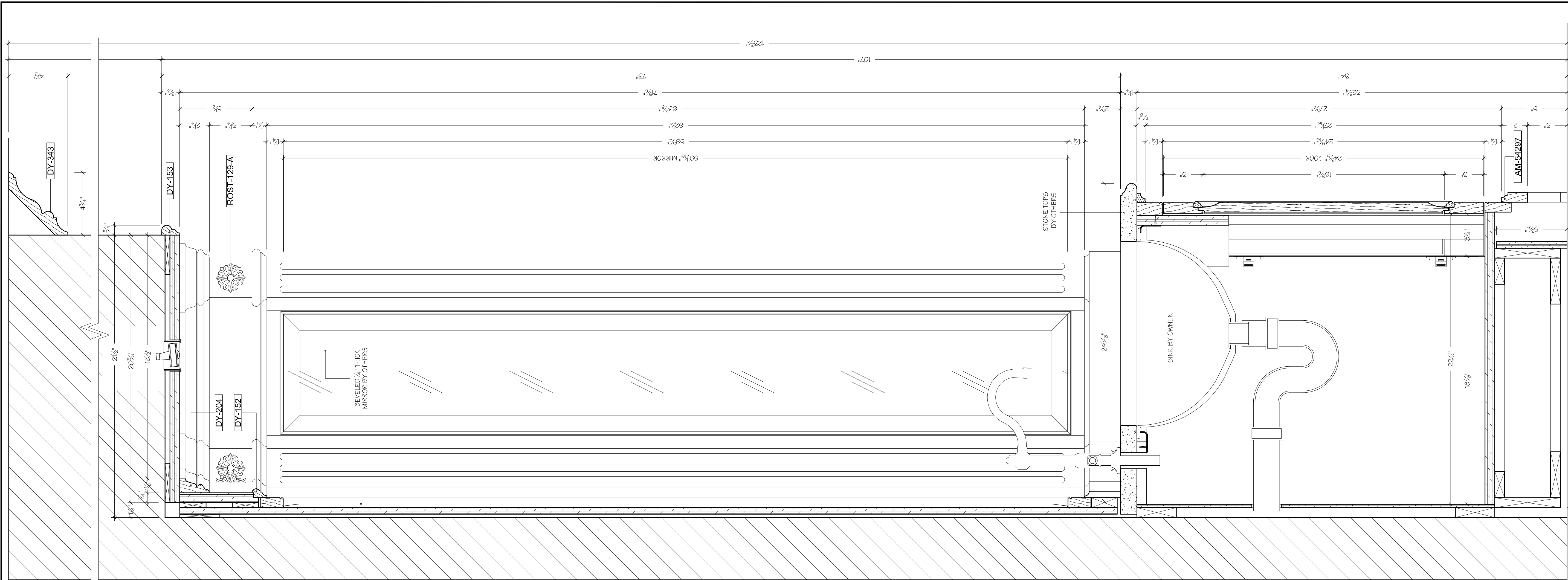
SECTION PLAN 1 VANITY AND LINEN CLOSET DAVID'S BATH

A 3.01



ELEVATION A VANITY AND LINEN CLOSET DAVID'S BATH

A 3.01



4 SECTION
SINK CABINET
DAVID'S BATH
SCALE: 3" = 1'-0"

JOB NAME	
RESIDENCE	
ALPINE, NJ 07620	
TITLE	
DAVID'S BATH	
MATERIALS	
MAHOGANY PLYWOOD INTERIORS	
SAPELE MAKORE VENEER AND WOOD EXTERIORS	
1/4" BEVELED MIRROR BY OTHERS	
FINISHES	
FINISHES T.B.D. PER DESIGNERS SPECS OR SAMPLES	
HARDWARE	
BLUM INSET FULL-CRANKED HINGE INSERTA 7511790B	
BLUM BLIND CORNER CONCEALED HINGE INSERTA 7919590B	
BLUMOTION TUNDEM PLUS UNDERMOUNTED DRAWER SLIDE RUNNERS 562H4570B	
SPECIAL NOTES	
PLEASE NOTE THAT HADLES AND/OR PULLS MUST BE SELECTED PRIOR TO FABRICATION TO ASSURE PROPER FIT AND INSTALLATION.	
SUBMITTALS	
1.	06/15/2009 FOR APPROVAL
2.	
3.	
4.	
DESIGNER	
CONTRACTOR	
ENGINEERING	
FILE	
Drawn By	
Date	06/15/2009
Job Number	051909-27
Scale	AS NOTED
Page	3.02



3 SECTION
DRAWER CABINET
DAVID'S BATH
SCALE: 3" = 1'-0"

JOB NAME	
RESIDENCE	
ALPINE, NJ 07620	
TITLE	
DAVID'S BATH	
MATERIALS	
MAHOGANY PLYWOOD INTERIORS	
SAPELE MAKORE VENEER AND WOOD EXTERIORS	
1/4" BEVELED MIRROR BY OTHERS	
FINISHES	
FINISHES T.B.D. PER DESIGNERS SPECS OR SAMPLES	
HARDWARE	
BLUM INSET FULL-CRANKED HINGE INSERTA 7511790B	
BLUM BLIND CORNER CONCEALED HINGE INSERTA 7919590B	
BLUMOTION TUNDEM PLUS UNDERMOUNTED DRAWER SLIDE RUNNERS 562H4570B	
SPECIAL NOTES	
PLEASE NOTE THAT HADLES AND/OR PULLS MUST BE SELECTED PRIOR TO FABRICATION TO ASSURE PROPER FIT AND INSTALLATION.	
SUBMITTALS	
1.	06/15/2009 FOR APPROVAL
2.	
3.	
4.	
DESIGNER	
CONTRACTOR	
ENGINEERING	
FILE	
Drawn By	
Date	06/15/2009
Job Number	051909-27
Scale	AS NOTED
Page	3.02

JOB NAME

RESIDENCE

ALPINE, NJ 07620

TITLE

DAVID'S BATH

MATERIALS

MAHOGANY PLYWOOD INTERIORS

SAPELE MAKORE VENEER AND WOOD EXTERIORS

1/4" BEVELED MIRROR BY OTHERS

FINISHES

FINISHES T.B.D. PER DESIGNERS SPECS OR SAMPLES

HARDWARE

BLUM INSET FULL-CRANKED HINGE
INSERTA 751790B

BLUM BLIND CORNER CONCEALED HINGE
INSERTA 79T9590B

BLUMOTION TUNDEM PLUS UNDERMOUNTED
DRAWER SLIDE RUNNERS 5624570B

SPECIAL NOTES

PLEASE NOTE THAT HANDLES AND/OR
PULLS MUST BE SELECTED PRIOR TO
FABRICATION TO ASSURE PROPER FIT
AND INSTALLATION.

SUBMITTALS

- 06/15/2009 FOR APPROVAL
-
-
-

DESIGNER

CONTRACTOR

ENGINEERING

FILE

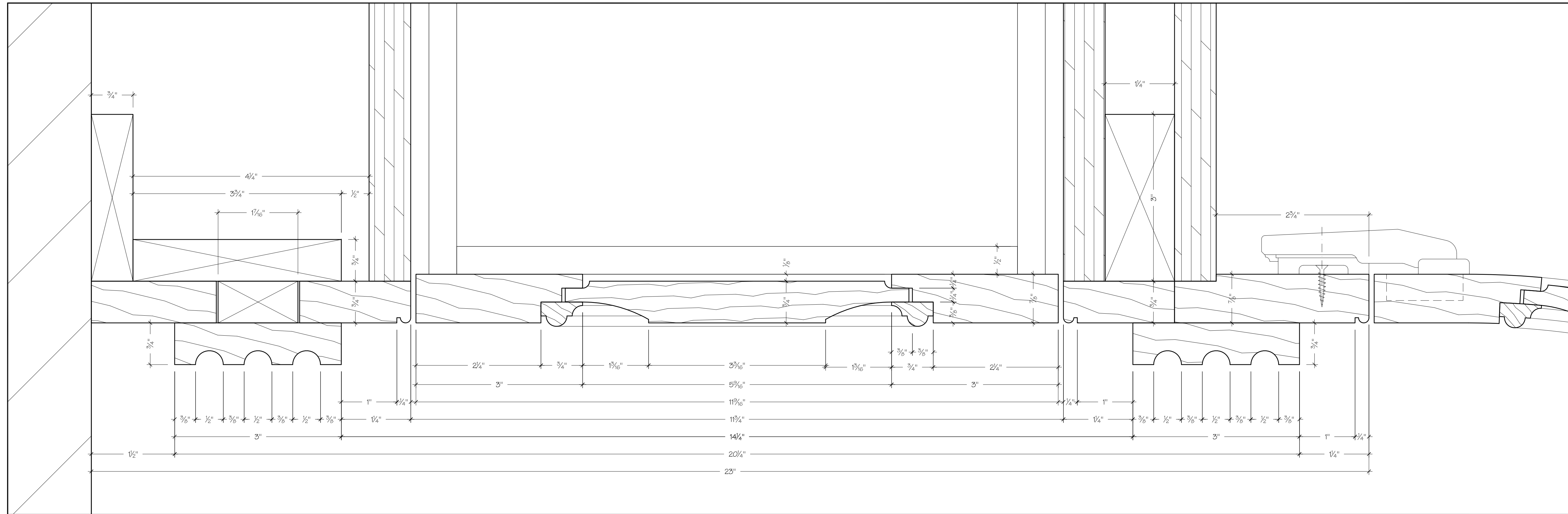
Drawn By

Date 06/15/2009

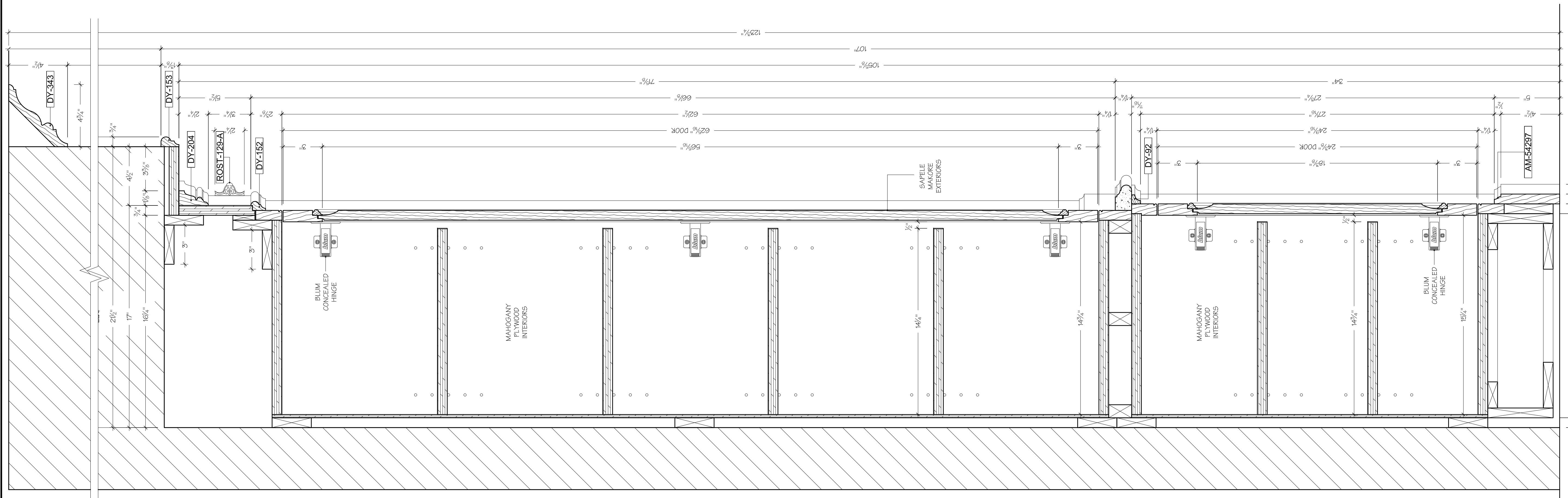
Job Number 051909-27

Scale AS NOTED

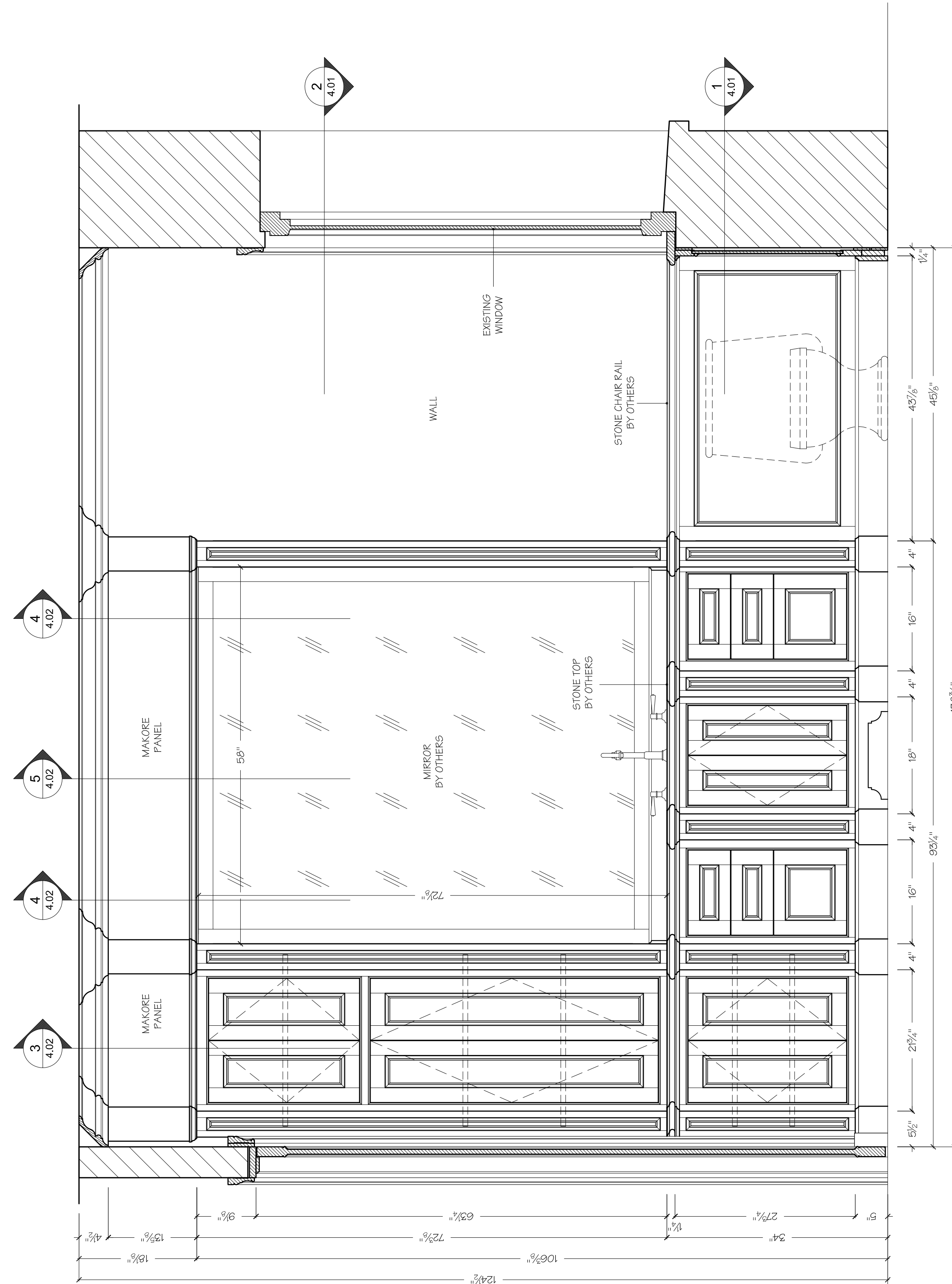
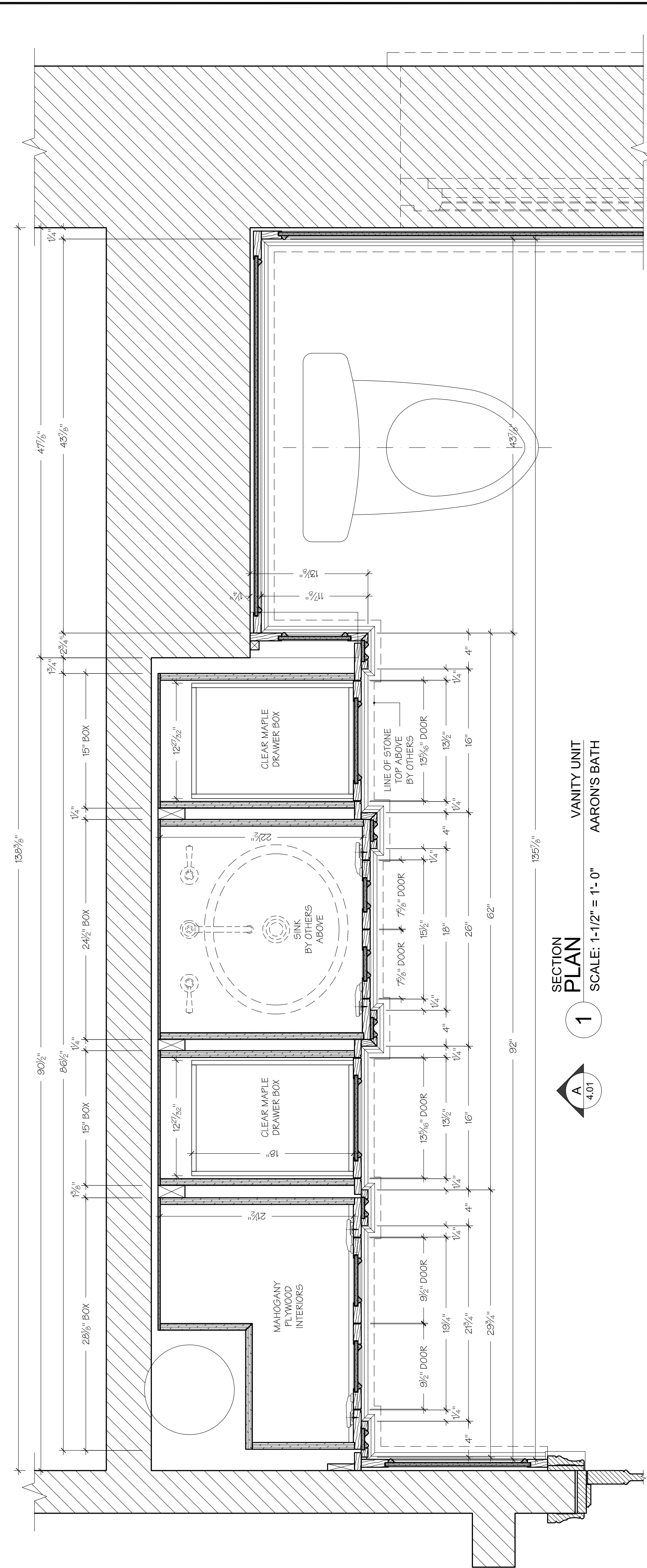
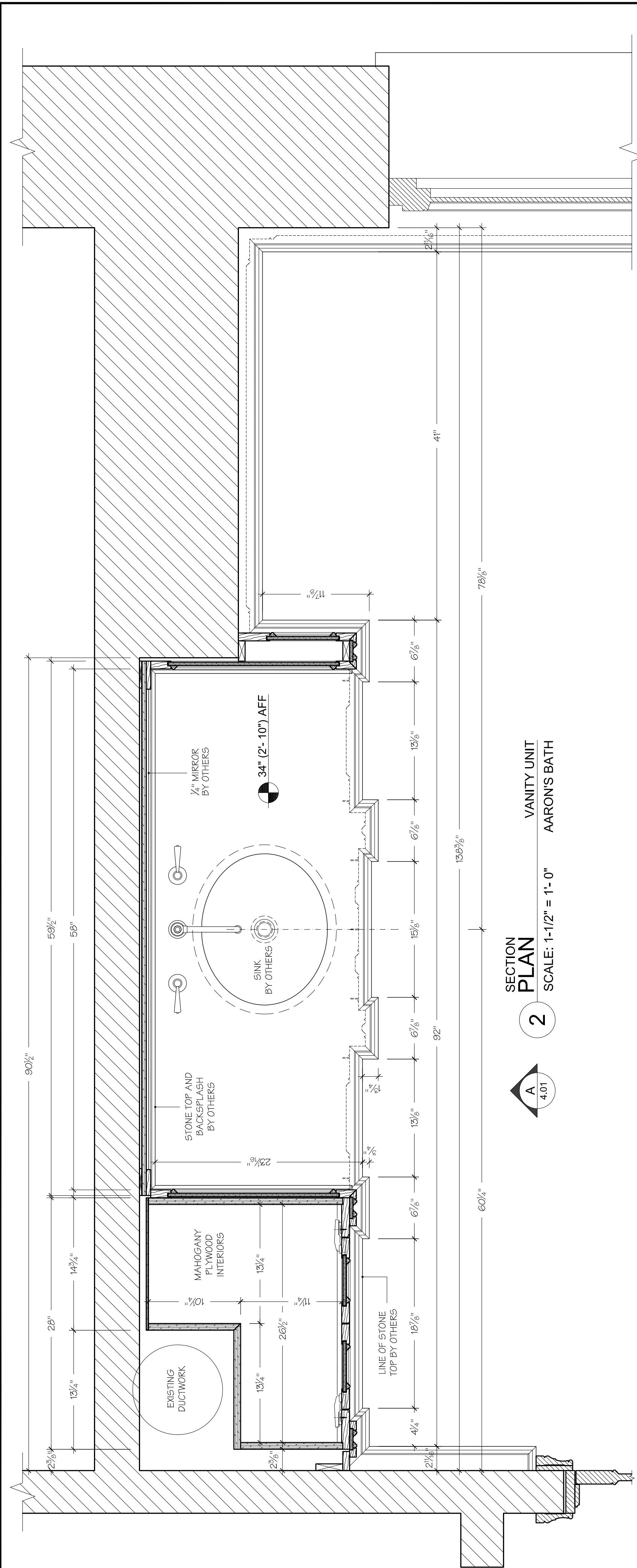
Page 3.03



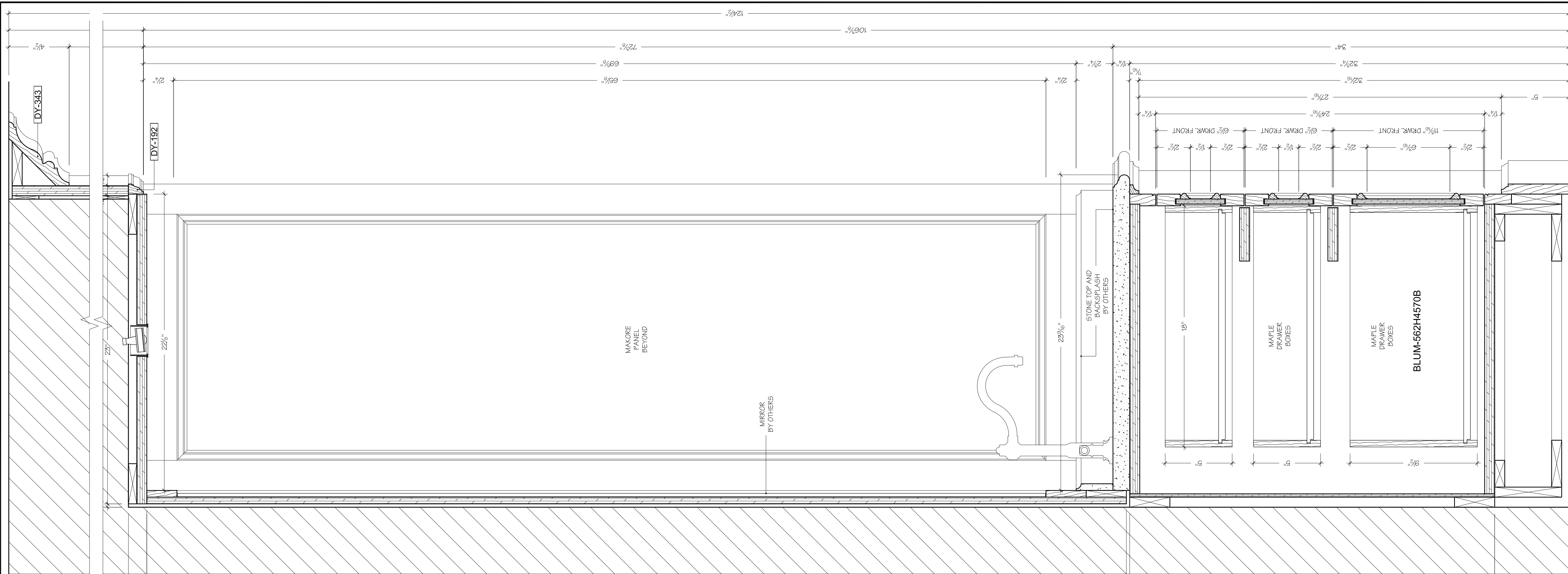
6 SECTION
DETAILS @ DOOR & PILASTER
SCALE: FULL DAVID'S BATH



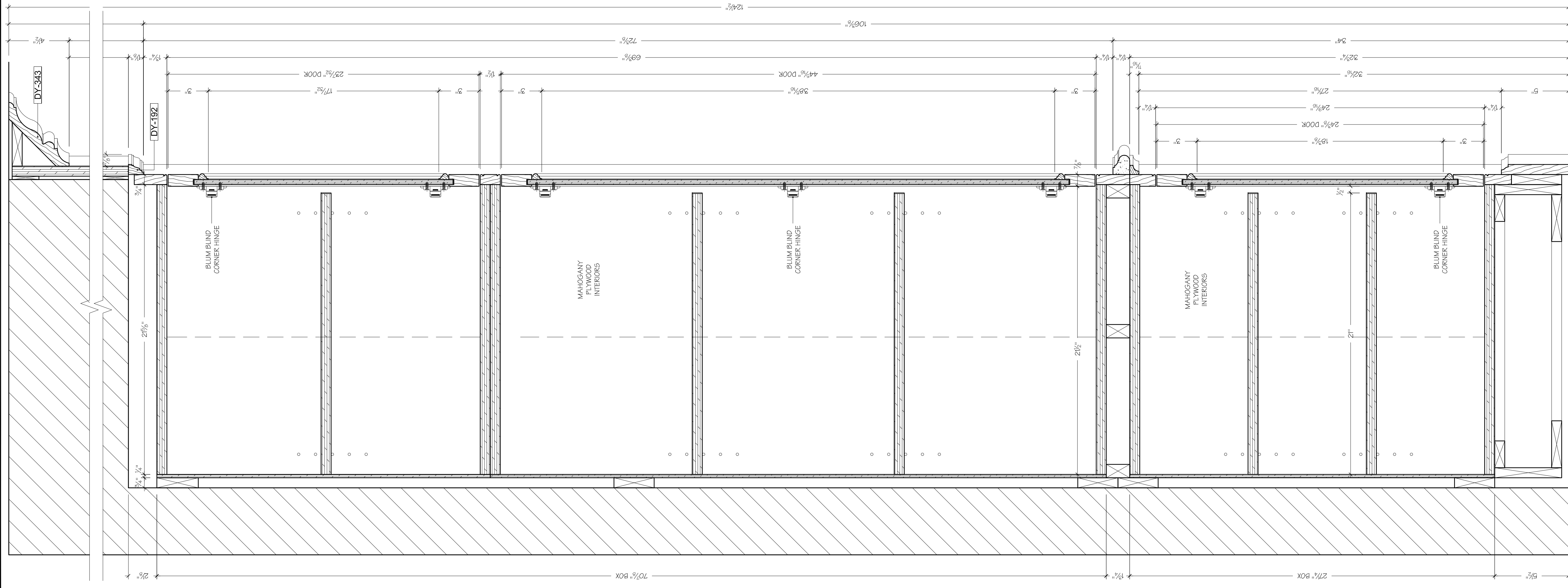
5 SECTION
SCALE: 3/8" = 1'-0"
LINEN CLOSET
DAVID'S BATH



JOB NAME	
RESIDENCE	
ALPINE, NJ 07620	
TITLE	
AARON'S BATH	
MATERIALS	
MAHOAGANY PLYWOOD INTERIORS	
SAPELE MAKORE SOLID WOOD PANEL AND DOOR FRAMES AND MOLDINGS	
SAPELE MAKORE PLYWOOD EXTERIORS	
FINISHES	
FINISHES T.B.D. BY DESIGNER'S SPECS OR SAMPLE	
SAPELE MAKORE EXTERIORS PER APPROVED FINISH SAMPLE	
HARDWARE	
BLUM CLIP TOP INSET BLIND CORNER HINGES 79T9590B	
BLUM TUNDEM PLUS BLUMOTION UNDERMOUNTED DRAWER SLIDES 562H4570B	
SPECIAL NOTES	
PLEASE NOTE THAT HANDLES AND/OR PULLS MUST BE SUPPLIED PRIOR TO FABRICATION TO ASSURE PROPER FIT AND INSTALLATION.	
SUBMITTALS	
1.	
2.	06/10/2009 FOR APPROVAL
3.	
4.	
DESIGNER	
CONTRACTOR	
ENGINEERING	
FILE	
Drawn By	
Date	06/10/2009
Job Number	051909-27
Scale	AS NOTED
Page	4.01

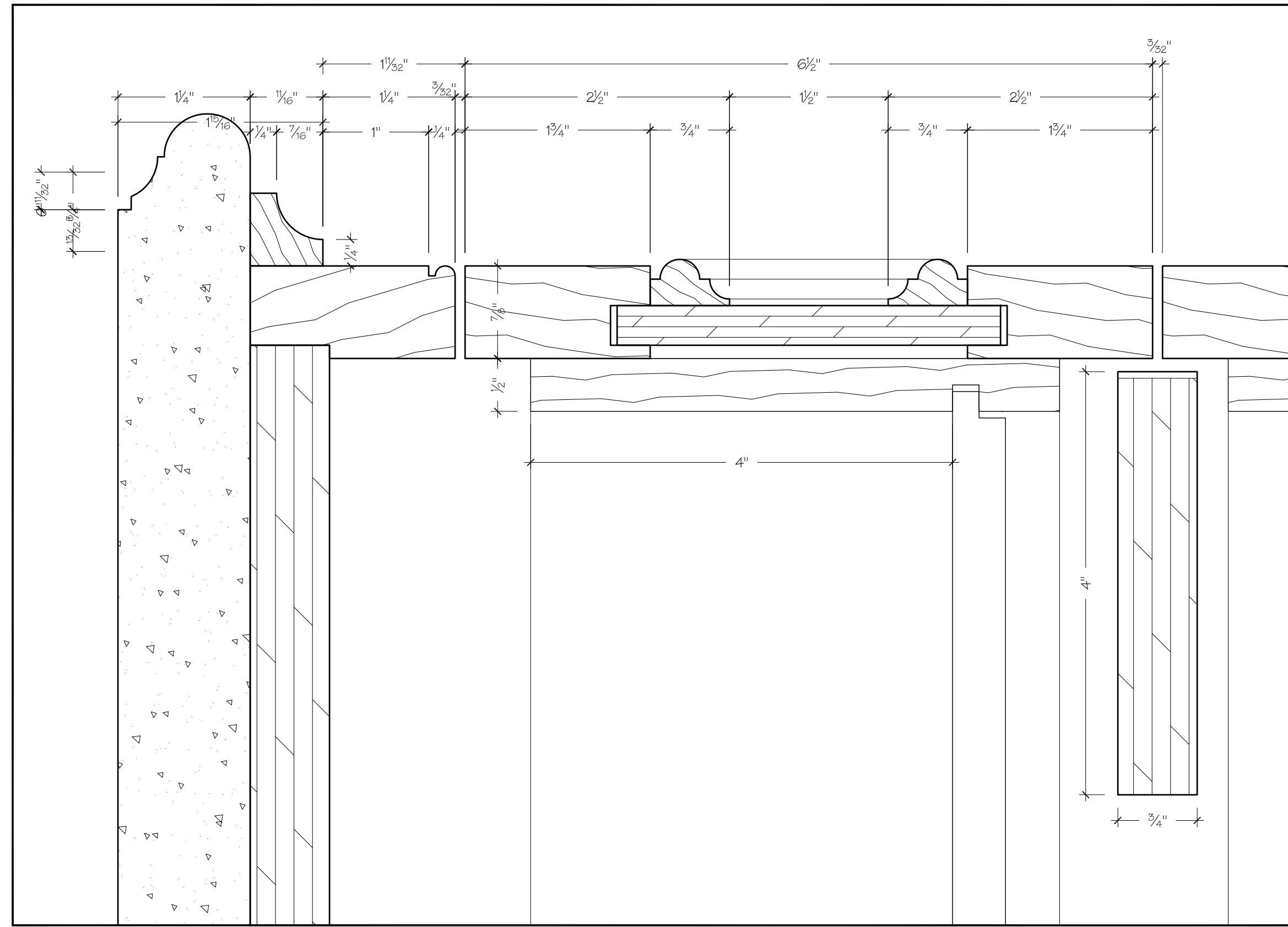


4 SECTION
DRAWER UNIT
AARON'S BATH
SCALE: 3" = 1'-0"

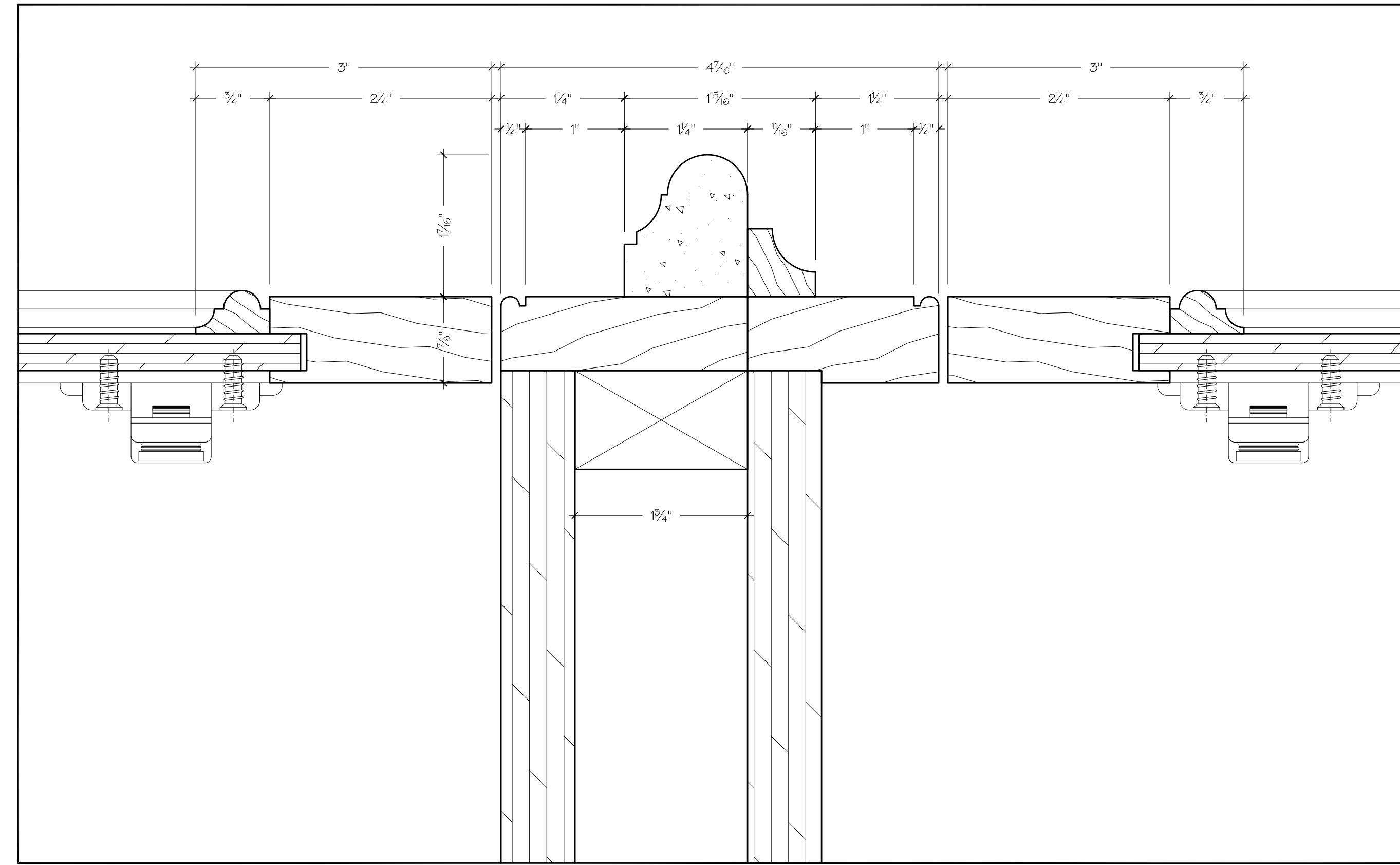


3 SECTION
LINEN CLOSET
AARON'S BATH
SCALE: 3" = 1'-0"

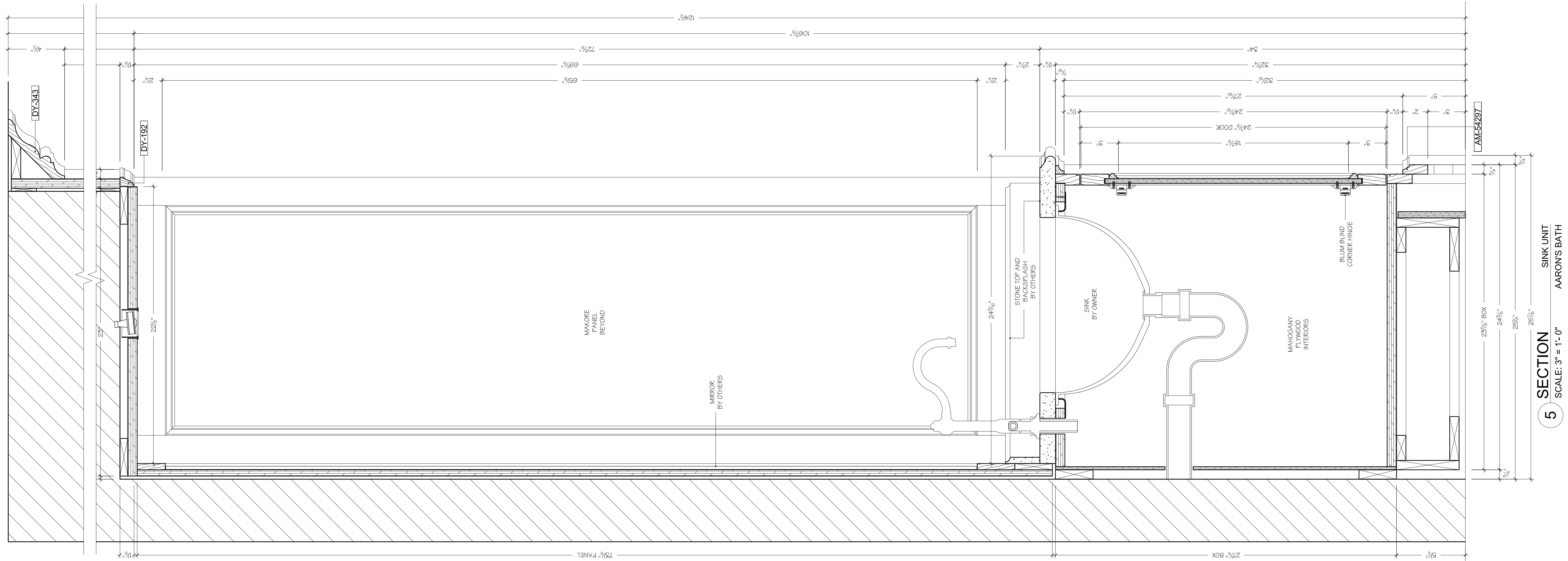
JOB NAME	
RESIDENCE	
ALPINE, NJ 07620	
TITLE	
AARON'S BATH	
MATERIALS	
MAHOGANY PLYWOOD INTERIORS	
SAPELE MAKORE SOLID WOOD PANEL AND DOOR FRAMES AND MOLDINGS	
SAPELE MAKORE PLYWOOD EXTERIORS	
FINISHES	
FINISHES T.B.D. BY DESIGNER'S SPECS OR SAMPLE	
SAPELE MAKORE EXTERIORS PER APPROVED FINISH SAMPLE	
HARDWARE	
BLUM CLIP TOP INSET BLIND CORNER HINGES 79T9590B	
BLUM TUNDEM PLUS BLUMOTION UNDERMOUNTED DRAWER SLIDES 562H4570B	
SPECIAL NOTES	
PLEASE NOTE THAT HADLES AND/OR PULLS MUST BE SUPPLIED PRIOR TO FABRICATION TO ASSURE PROPER FIT AND INSTALLATION.	
SUBMITTALS	
1.	
2.	06/10/2009 FOR APPROVAL
3.	
4.	
DESIGNER	
CONTRACTOR	
ENGINEERING	
FILE	
Drawn By	
Date	06/10/2009
Job Number	051909-27
Scale	AS NOTED
Page	4.02



6 SECTION DETAILS DOOR & STONE TOP @ VANITY CABINET AARON'S BATH
SCALE: FULL



7 SECTION DETAILS DOOR & STONE NOSING @ LINEN CLOSET AARON'S BATH
SCALE: FULL



5 SECTION SINK UNIT AARON'S BATH
SCALE: 3" = 1'-0"

JOB NAME	
RESIDENCE	
ALPINE, NJ 07620	
TITLE	
AARON'S BATH	
MATERIALS	
MAHOGANY PLYWOOD INTERIORS	
SAPELE MAKORE SOLID WOOD PANEL AND DOOR FRAMES AND MOLDINGS	
SAPELE MAKORE PLYWOOD EXTERIORS	
FINISHES	
FINISHES T.B.D. BY DESIGNER'S SPECS OR SAMPLE	
SAPELE MAKORE EXTERIORS PER APPROVED FINISH SAMPLE	
HARDWARE	
BLUM CLIP TOP INSET BLIND CORNER HINGES 79T9590B	
BLUM TUNDEM PLUS BLUMOTION UNDERMOUNTED DRAWER SLIDES 562H4570B	
SPECIAL NOTES	
PLEASE NOTE THAT HADLES AND/OR PULLS MUST BE SUPPLIED PRIOR TO FABRICATION TO ASSURE PROPER FIT AND INSTALLATION.	
SUBMITTALS	
1.	
2. 06/10/2009 FOR APPROVAL	
3.	
4.	
DESIGNER	
CONTRACTOR	
ENGINEERING	
FILE	
Drawn By	
Date	06/10/2009
Job Number	051909-27
Scale	AS NOTED
Page	4.03

JOB NAME

RESIDENCE

ALPINE, NJ 07620

TITLE

FIRST FLOOR GUEST BATH

MATERIALS

MAPLE PLYWOOD INTERIORS

MAPLE HARDWOOD PANEL AND DOOR
FRAMES AND MOLDINGS

MEDIUM DENSITY FIBERBOARD AND MAPLE
PLYWOOD PAINTED EXTERIORS

FINISHES

FINISHES T.B.D. BY DESIGNER'S SPECS OR SAMPLE

COLOR LAQUERED EXTERIORS. COLOR T.B.D.

HARDWARE

BLUM-INSERTA-75T1790B OVERLAY CONCEALED
HINGES

BLUM TUNDEM PLUS BLUMOTION UNDERMOUNTED
DRAWER SLIDES BLUM-562H3810B

SPECIAL NOTES

PLEASE NOTE THAT HADLES AND/OR
PULLS MUST BE SUPPLIED PRIOR TO
FABRICATION TO ASSURE PROPER FIT
AND INSTALLATION.

SUBMITTALS

- 1.
2. 07/01/2009 FOR APPROVAL
- 3.
- 4.

DESIGNER

CONTRACTOR

ENGINEERING

FILE

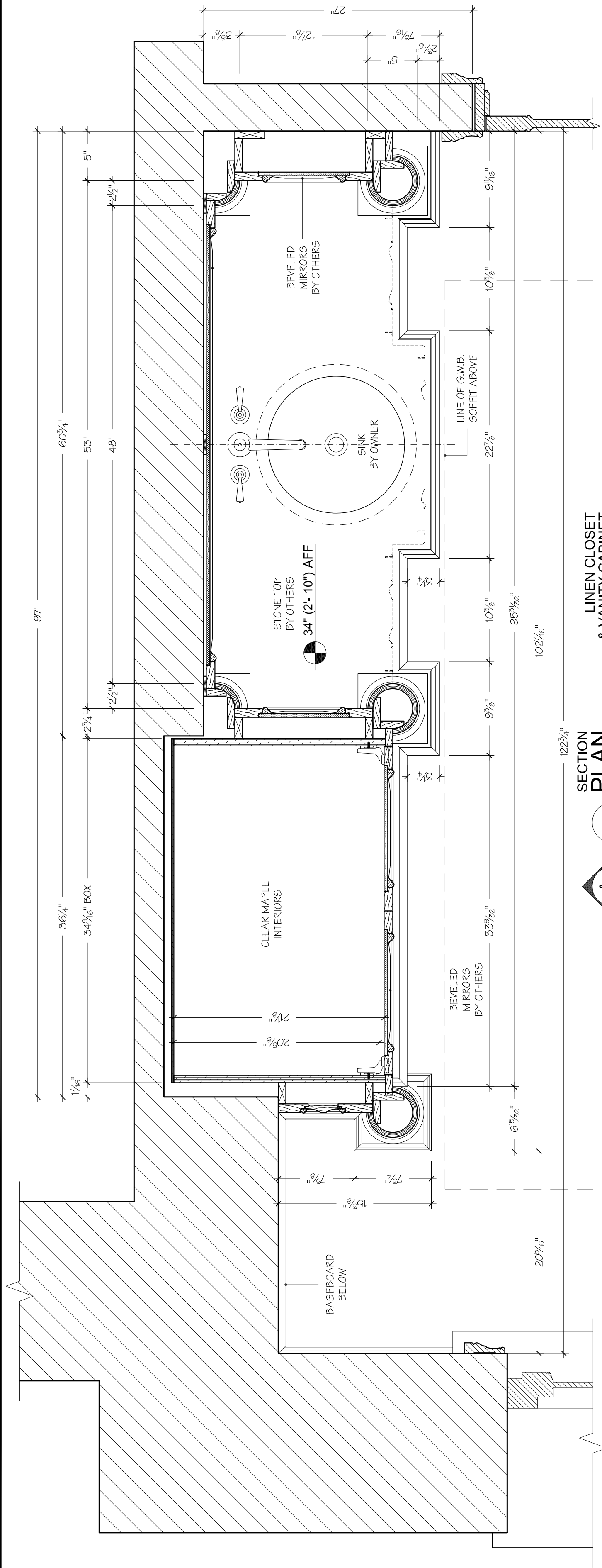
Drawn By

Date 07/01/2009

Job Number 051909-27

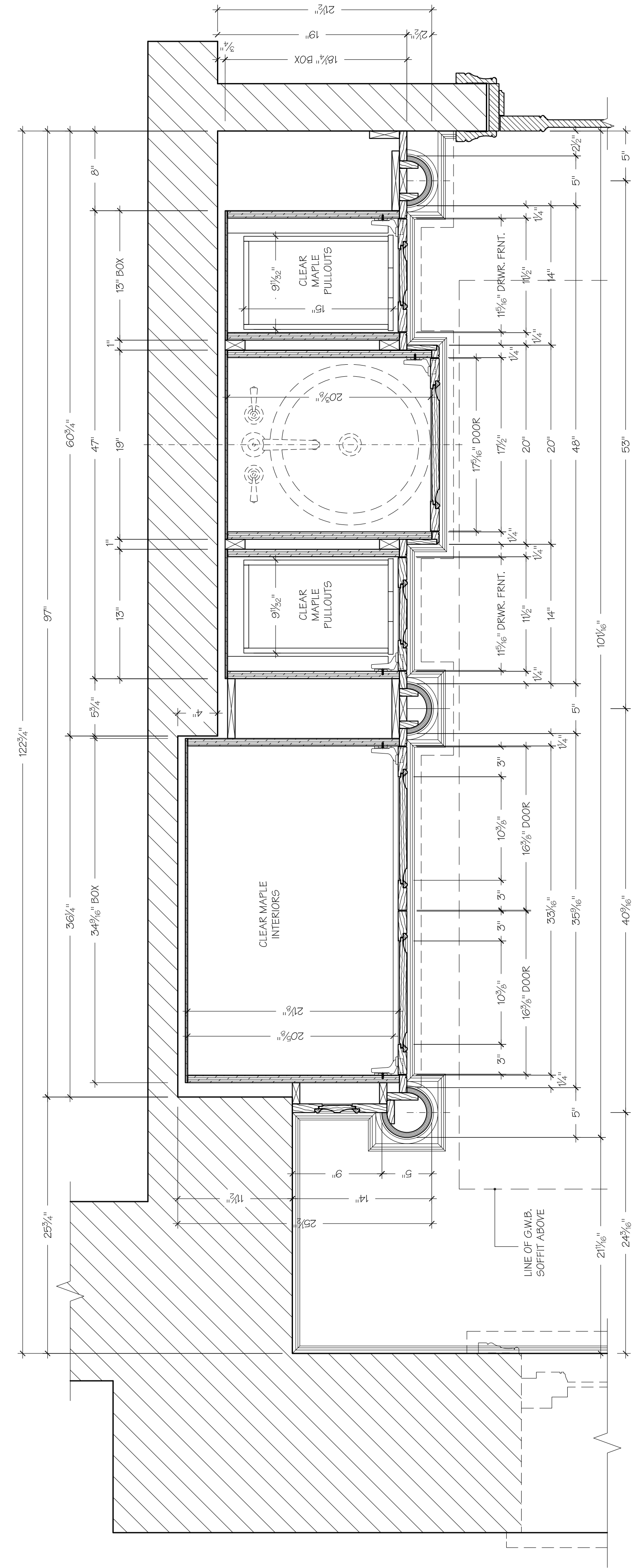
Scale AS NOTED

Page 5.01



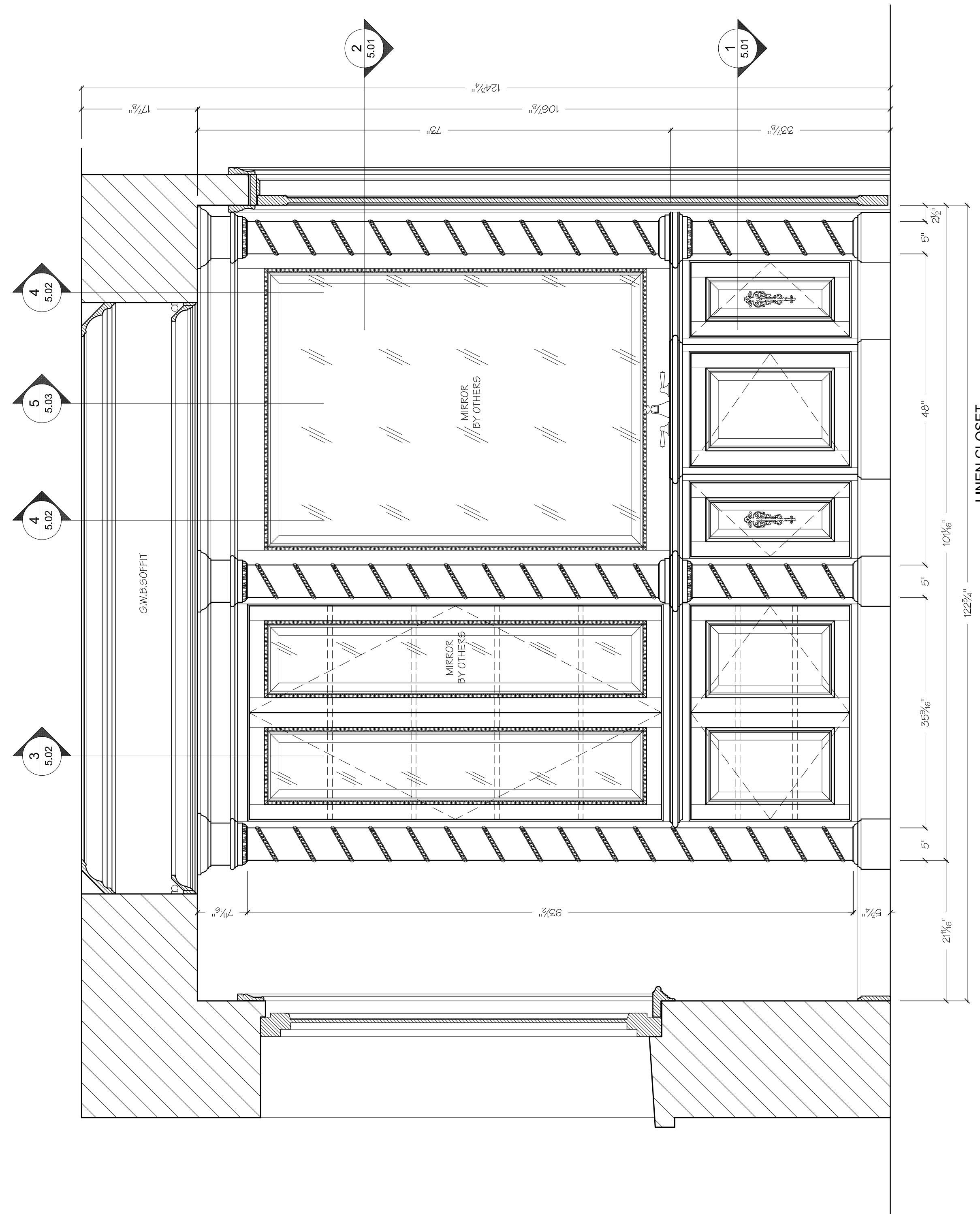
SECTION PLAN
LINEN CLOSET & VANITY CABINET
GUEST BATH

A 5.01
2 SCALE: 1-1/2" = 1'-0"




SECTION PLAN
LINEN CLOSET & VANITY CABINET
GUEST BATH

A 3.01
1 SCALE: 1-1/2" = 1'-0"

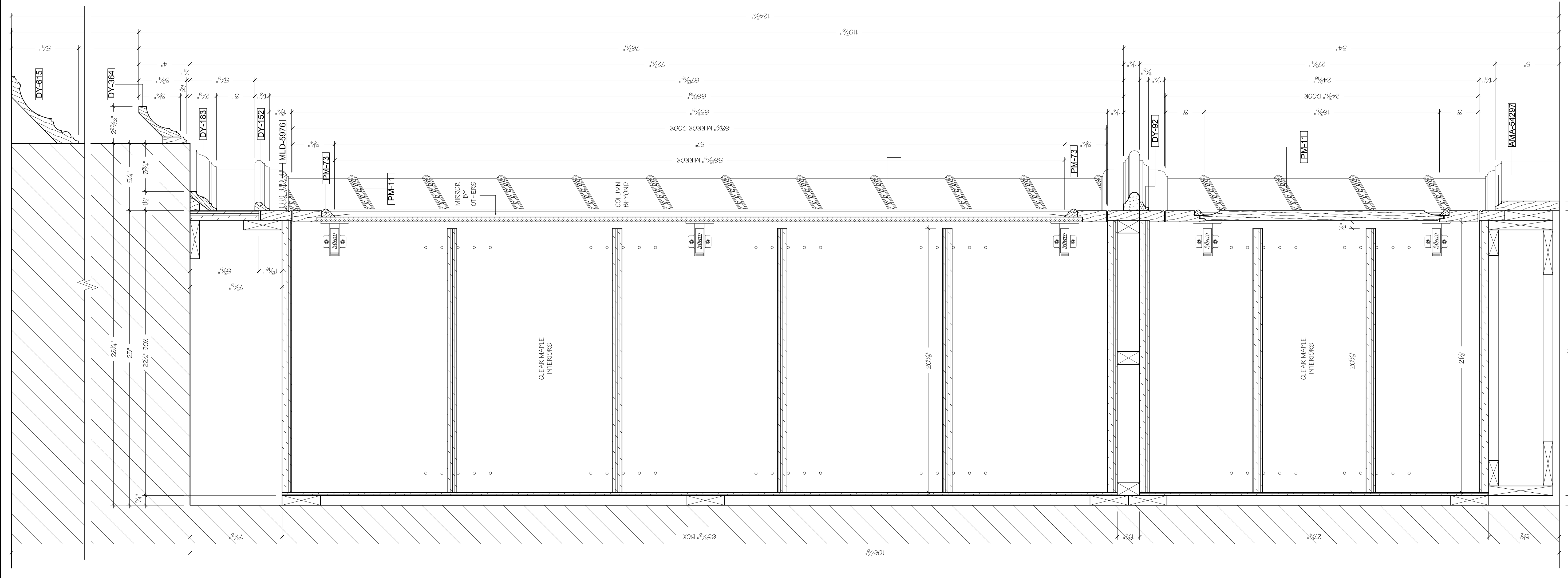


ELEVATION
LINEN CLOSET & VANITY CABINET
GUEST BATH

A SCALE: 1" = 1'-0"



4 SECTION
SCALE: 3" = 1'-0"
PULL OUTS
GUEST BATH

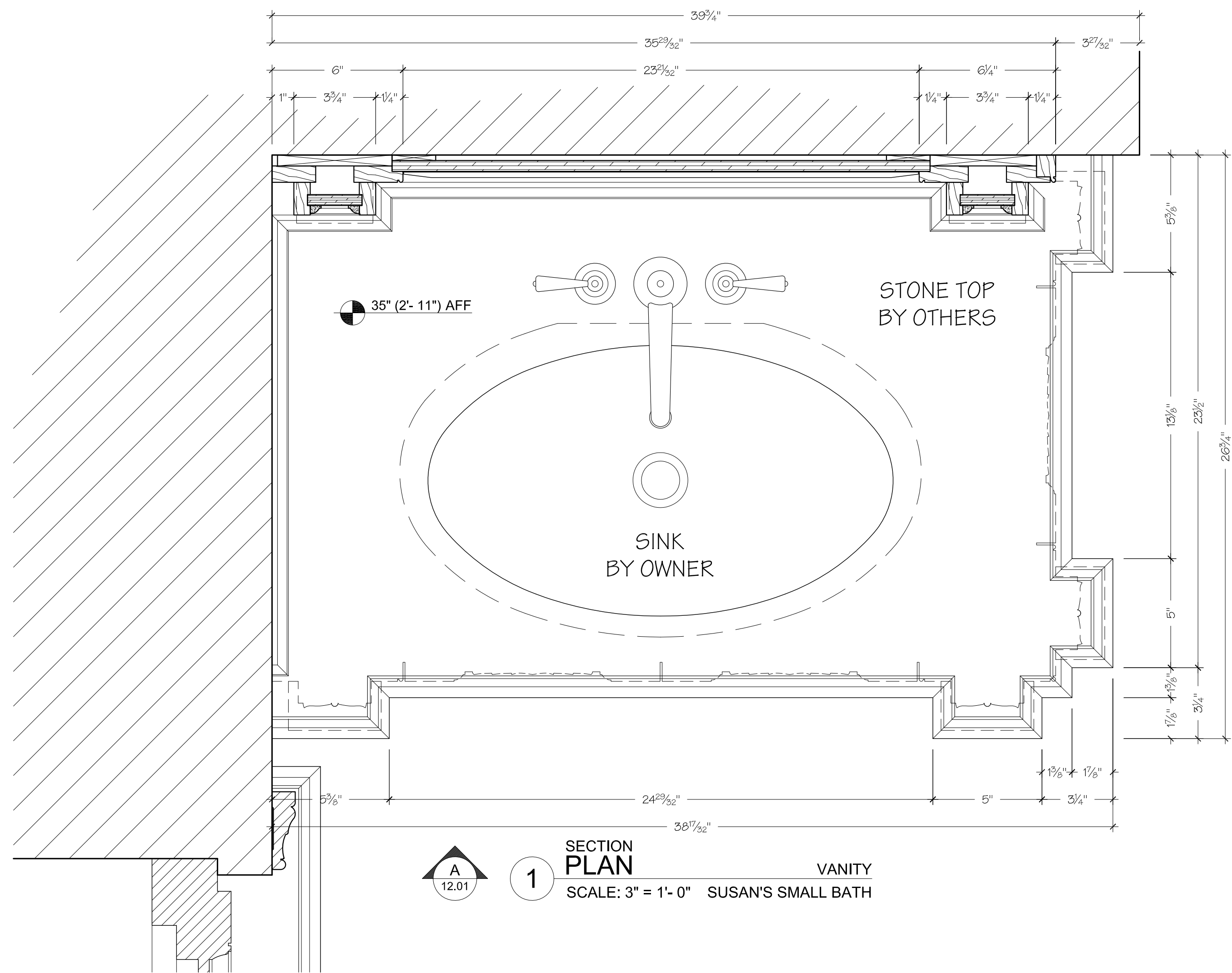


3 SECTION
SCALE: 3" = 1'-0"
LINEN CLOSET
GUEST BATH

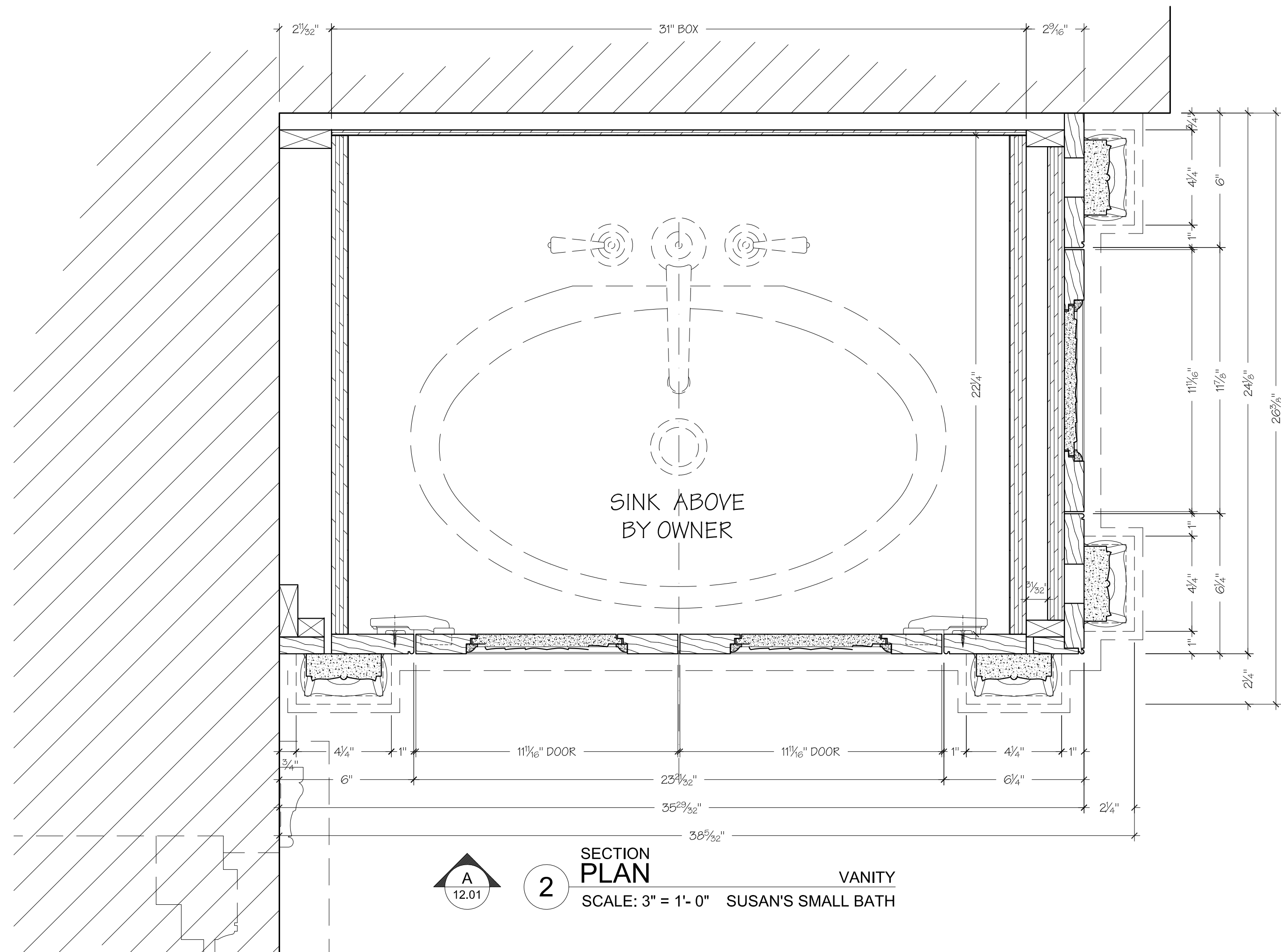
JOB NAME	
RESIDENCE	
ALPINE, NJ 07620	
TITLE	
FIRST FLOOR GUEST BATH	
MATERIALS	
MAPLE PLYWOOD INTERIORS	
MAPLE HARDWOOD PANEL AND DOOR FRAMES AND MOLDINGS	
MEDIUM DENSITY FIBERBOARD AND MAPLE PLYWOOD PAINTED EXTERIORS	
FINISHES	
FINISHES T.B.D. BY DESIGNER'S SPECS OR SAMPLE	
COLOR LAQUERED EXTERIORS. COLOR T.B.D.	
HARDWARE	
BLUM-INSERTA-75T1790B OVERLAY CONCEALED HINGES	
BLUM TUNDEM PLUS BLUMOTION UNDERMOUNTED DRAWER SLIDES BLUM-562H3810B	
SPECIAL NOTES	
PLEASE NOTE THAT HADLES AND/OR PULLS MUST BE SUPPLIED PRIOR TO FABRICATION TO ASSURE PROPER FIT AND INSTALLATION.	
SUBMITTALS	
1.	
2.	07/01/2009 FOR APPROVAL
3.	
4.	
DESIGNER	
CONTRACTOR	
ENGINEERING	
FILE	
Drawn By	
Date	07/01/2009
Job Number	051909-27
Scale	AS NOTED
Page	5.02

PLEASE NOTE THAT HANDLES AND/OR PULLS MUST BE SUPPLIED PRIOR TO FABRICATION TO ASSURE PROPER FIT AND INSTALLATION.

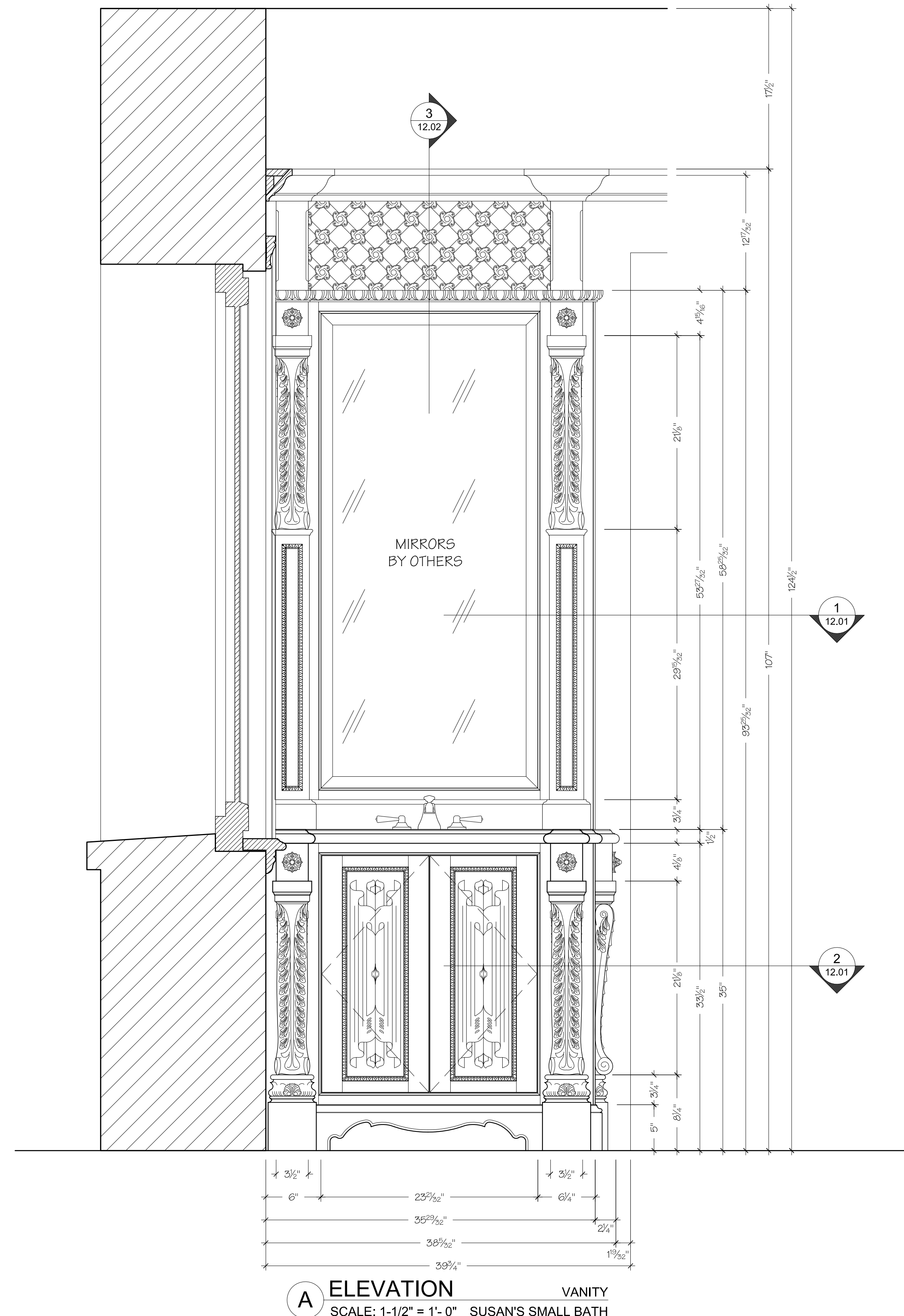
- 07/20/2009 FOR APPROVAL
-
-
-



SECTION PLAN 1 VANITY SCALE: 3" = 1'-0" SUSAN'S SMALL BATH



SECTION PLAN 2 VANITY SCALE: 3" = 1'-0" SUSAN'S SMALL BATH



ELEVATION A VANITY SCALE: 1-1/2" = 1'-0" SUSAN'S SMALL BATH

PAINTGRADE

PLEASE NOTE: ALL DECORATIVE ELEMENTS SHOWN IN THESE DRAWINGS (PEARLWORKS AND WHITE RIVER) ARE DRAWN ACCORDING TO MANUFACTURER'S SPECS AND DIMENSIONS MAY VARY AND BE DIFFERENT FROM THOSE REFLECTED HERE. ALL PARTS MUST BE SUPPLIED PRIOR TO MANUFACTURING FOR VERIFICATION AND CONSTRUCTION PURPOSES.

